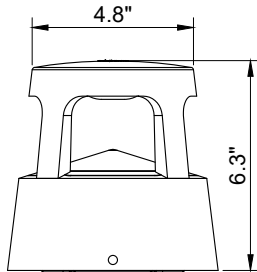


INSTALLATION AND SERVICE MANUAL

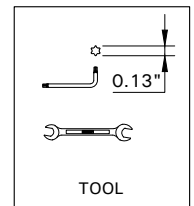
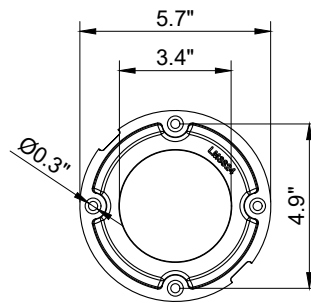
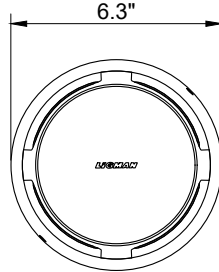
LIGMAN
LIGHTING USA

For Installation of Veranda 5 pillar light LED.
Model. UVR-70301, UVR-70302 and UVR-70303

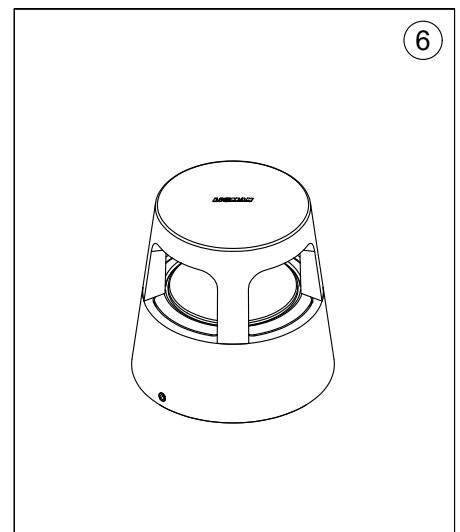
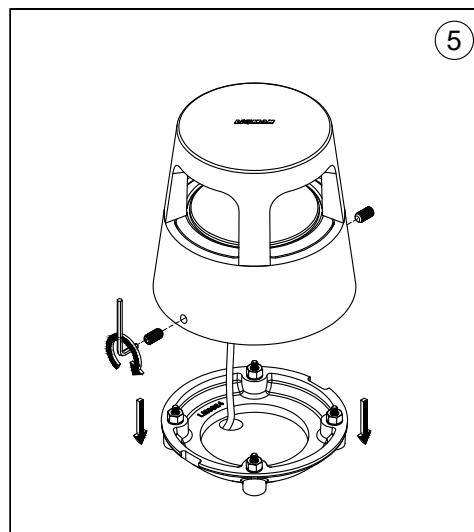
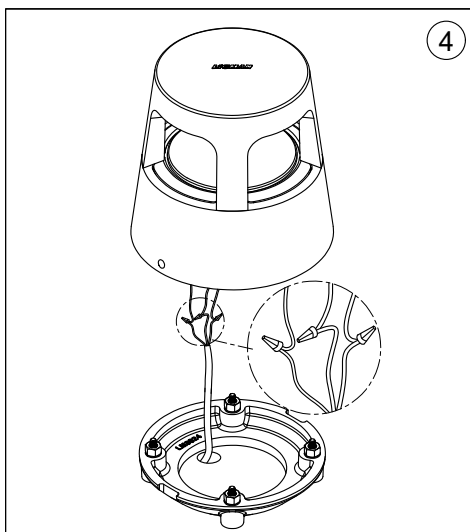
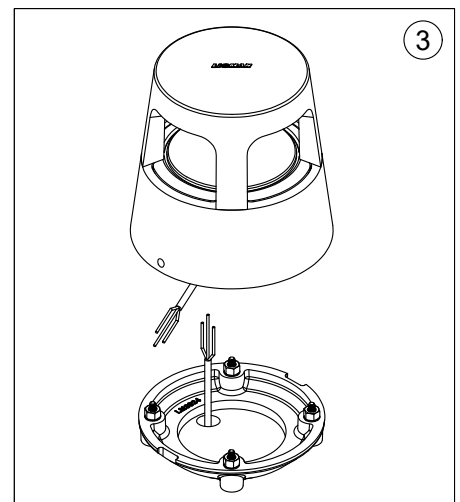
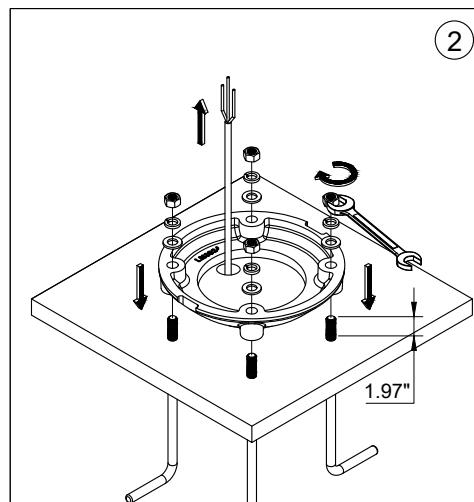
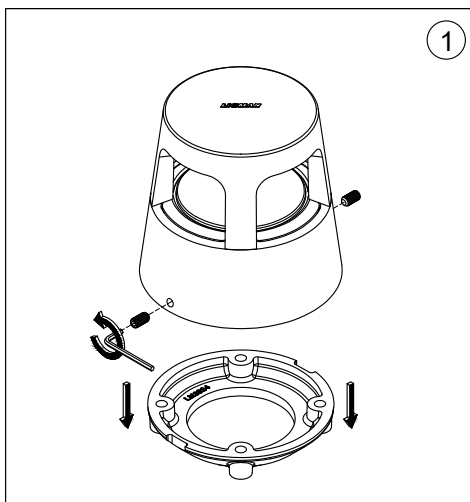
Product drawing (dimensions)



SUITABLE FOR WET LOCATIONS



MOUNTING DETAIL



Notice to installer :

- 1.WIRING INSTRUCTIONS** Warning : RISK OF FIRE AND ELECTRICAL SHOCK. : FIXTURE MUST BE INSTALLED BY A QUALIFIED ELECTRICIAN ONLY>FIXTURE IS INTENDED FOR INSTALLATION IN ACCORDANCE WITH THE NATIONAL ELECTRICAL CODE, LOCAL AND FEDERAL CODE SPECIFICATIONS. DISCONNECT POWER BEFORE SERVICING.
- 2.**This fixture has a **VOLTAGE SPECIFIC BALLAST**,Check that the supply voltage is the same as the installed ballast voltage.

Ligman Lighting USA

7144 NE Progress Court, Hillsboro
Oregon, 97124, USA
Tel : 503 645 0500 | Fax : 503 645 8100
www.ligmanlightingusa.com

UVR-70301 01/04/24 REV.1
1/1

FM-TS-13-1/13-05-2563/Rev.6