

# INSTALLATION AND SERVICE MANUAL

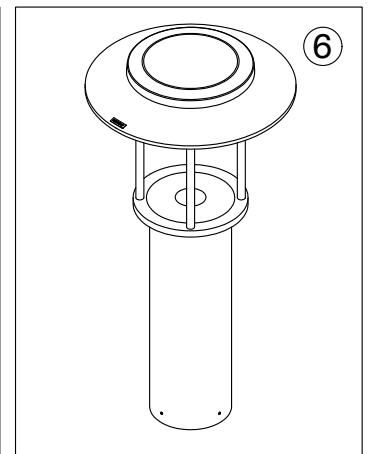
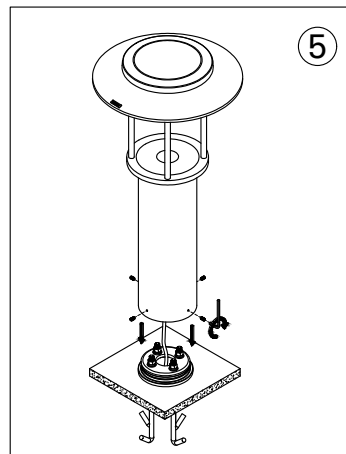
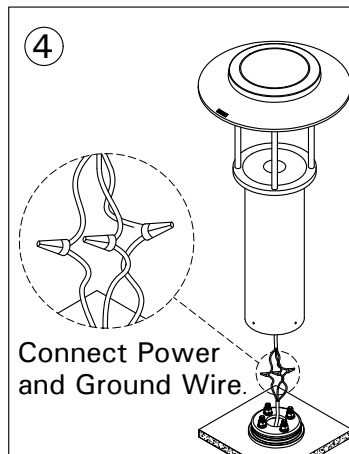
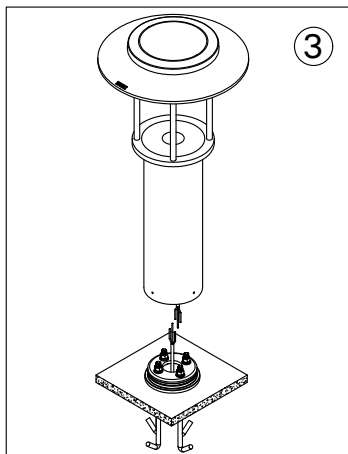
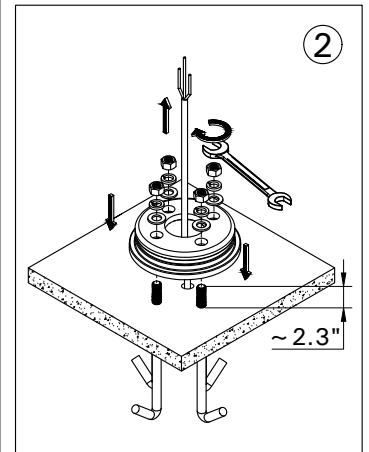
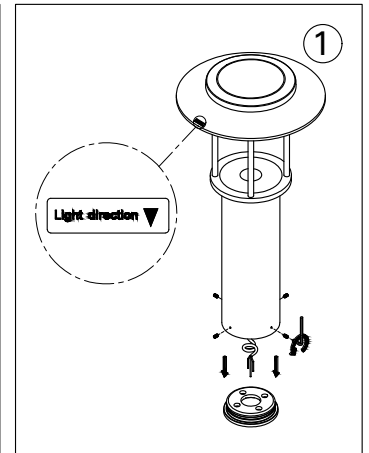
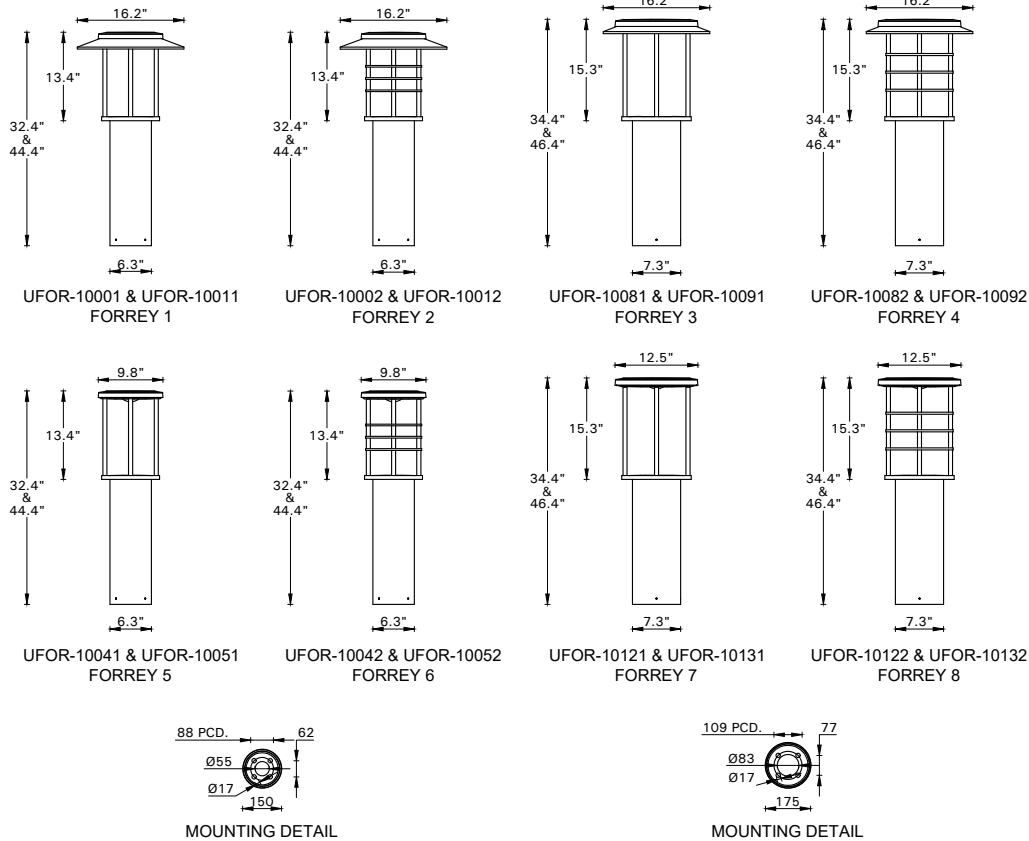
**LIGMAN**  
LIGHTING USA

For Installation of Forrey 1-8 Bollards No Lens type.

Model. UFOR-10001-02, UFOR-10011-12, UFOR-10041-42, UFOR-10051-52, UFOR-10081-82, UFOR-10091-92, UFOR-10121-122, UFOR-10131-32

## Product drawing (dimensions)

## SUITABLE FOR WET LOCATIONS



### Notice to installer :

- 1.WIRING INSTRUCTIONS Warning : RISK OF FIRE AND ELECTRICAL SHOCK. : FIXTURE MUST BE INSTALLED BY A QUALIFIED ELECTRICIAN ONLY>FIXTURE IS INTENDED FOR INSTALLATION IN ACCORDANCE WITH THE NATIONAL ELECTRICAL CODE, LOCAL AND FEDERAL CODE SPECIFICATIONS. DISCONNECT POWER BEFORE SERVICING.**
- 2.This fixture has a VOLTAGE SPECIFIC BALLAST,Check that the supply voltage is the same as the installed ballast voltage.**

**Ligman Lighting**

7144 NE Progress Court, Hillsboro  
Oregon, 97124, USA  
Tel : 503 645 0500 | Fax : 503 645 8100

www.ligmanlightingusa.com

UFOR-10001 05/07/24 REV.0  
1/1

FM-TS-13-1/13-05-2563/Rev.6