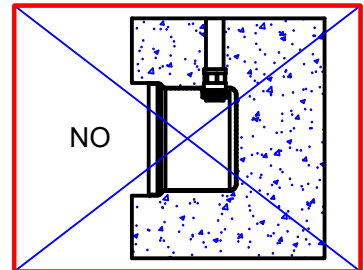
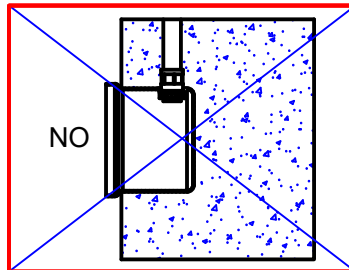
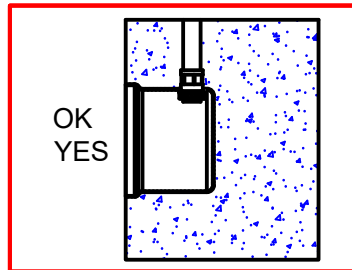
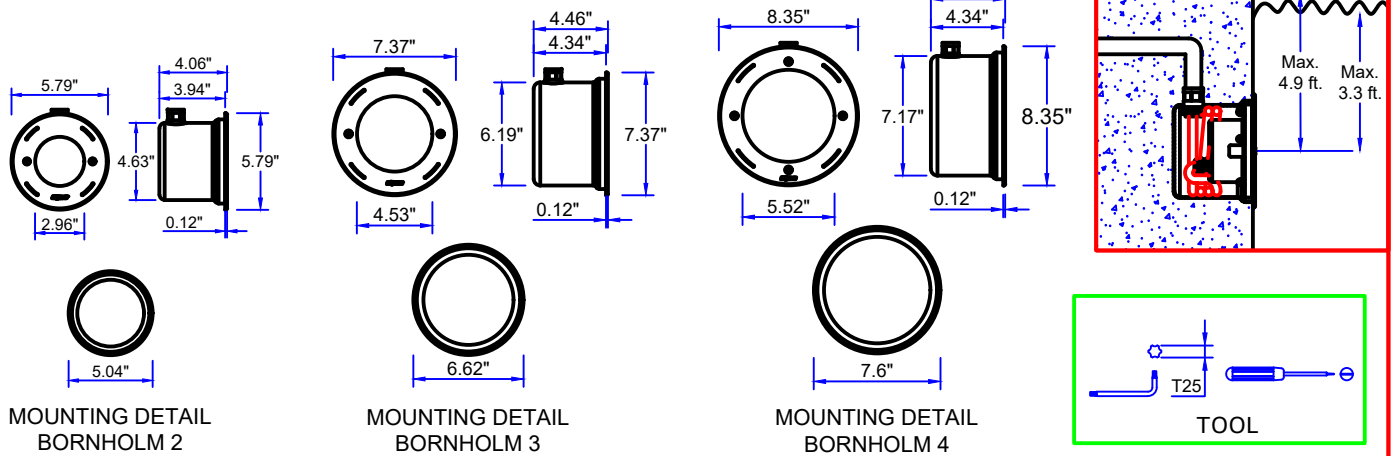


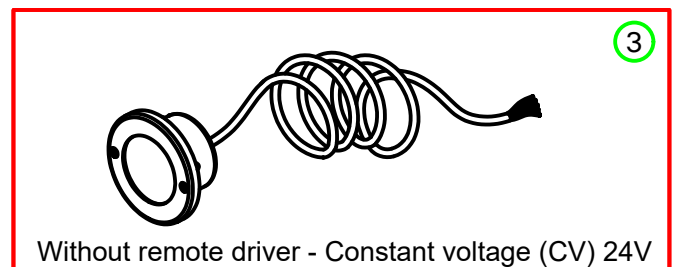
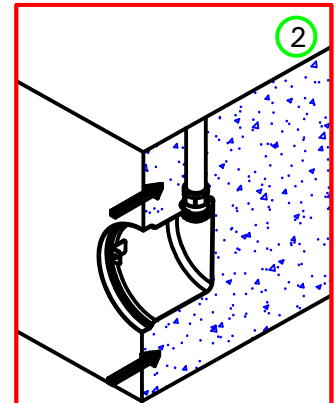
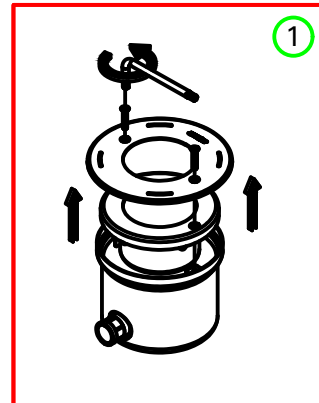
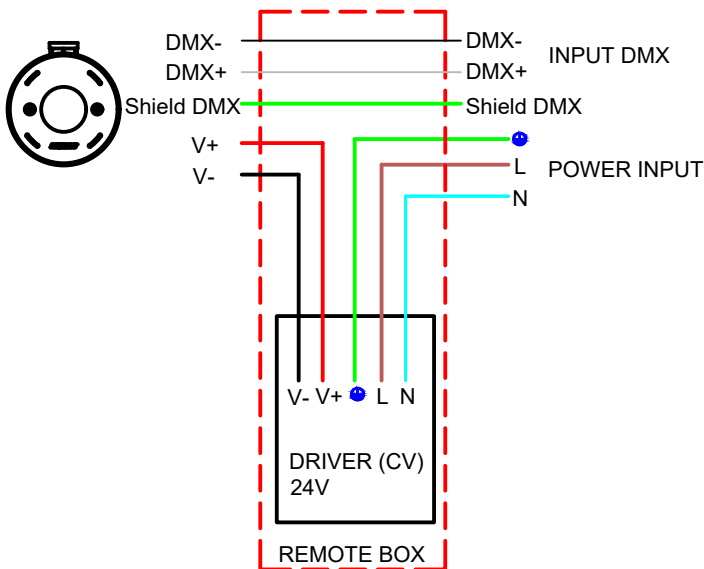
INSTALLATION AND SERVICE MANUAL

For Installation of Bornholm 2, 3, 4 Underwater Luminaire RGBW (CV) 24V.
Model. UBOH-60013-RGBW, UBOH-60023-RGBW and UBOH-60033-RGBW

Product drawing (dimensions) SUITABLE FOR WET LOCATIONS



WIRING DIAGRAM LUMINAIRES



- LIGMAN standard products are supplied with the control gear 24Vdc.
The control gear for other voltages and frequencies is available upon request, please consult us for more details.
- LIGMAN luminaires are designed to conform IEC 60598 2-18 standard.
Technical amendments and modifications techniques reserved.

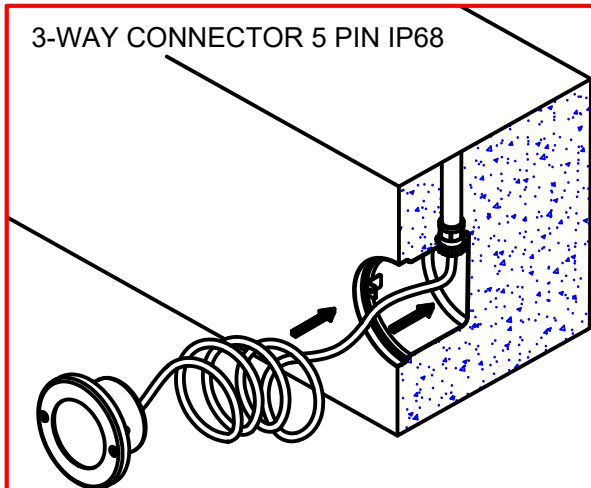
Ligman Lighting USA

7144 NE Progress Court, Hillsboro
Oregon, 97124, USA
Tel : 503 645 0500 | Fax : 503 645 8100

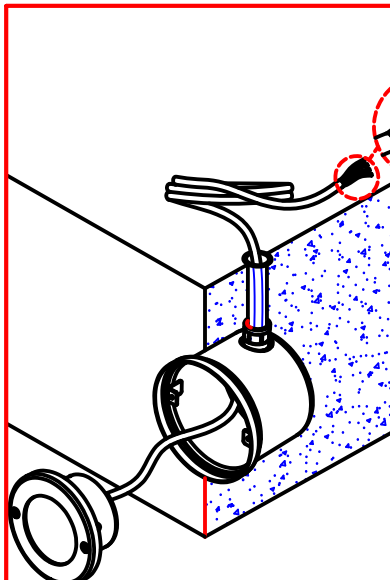
www.ligmanlightingusa.com

3-WAY CONNECTOR 5 PIN IP68

4

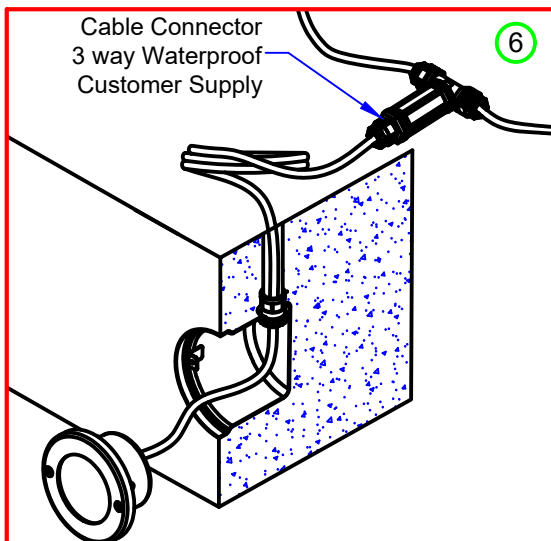


- 5
- 1 DMX+ (Gray)
 - 2 DMX- (Black)
 - 3 24V+ (Brown)
 - 4 24V- (Blue)
 - 5 Shield DMX (Green-Yellow)

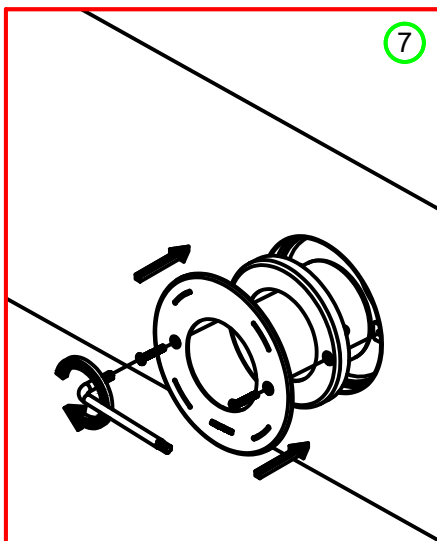


Cable Connector
3 way Waterproof
Customer Supply


6



7



8



DMX (RGBW) STRUCTURE

TOTAL LENGTH PER OUT DOES NOT EXCEED 300m. [984ft.]

MAX: 32 DEVICES PER OUTPUT (MORE USING BOOSTERS OR SPLITTERS)

ROOM CONTROL

120 - 277 Vac.

DMX CONTROLLER

5 WIRE CABLE

Remote Driver
24Vdc.

5 WIRE

(1)-RGBW

(2)-RGBW

(3)-RGBW

(4)-RGBW

(5)-RGBW

(6)-RGBW

