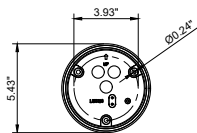
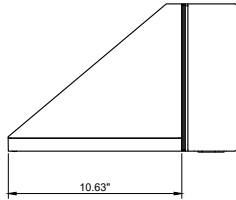


INSTALLATION AND SERVICE MANUAL

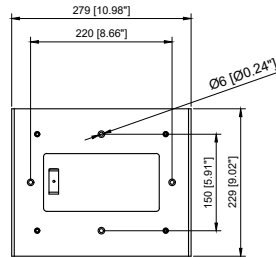
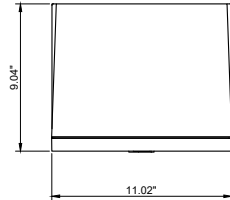
For Installation of Austin Wall Washer LED For Surface Mounting & Motion Sensor .
Model. UAU-30580-SCE-OCC.

PRODUCT DRAWING (DIMENSIONS)



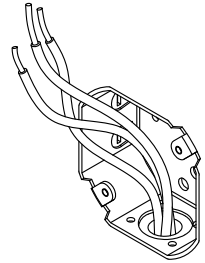
MOUNTING DETAIL

SUITABLE FOR WET LOCATIONS

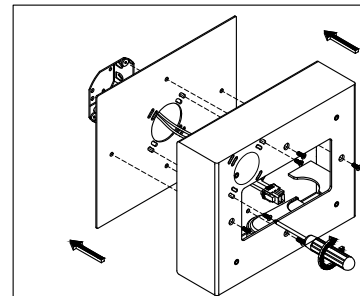


SMB BOX
MOUNTING DETAIL

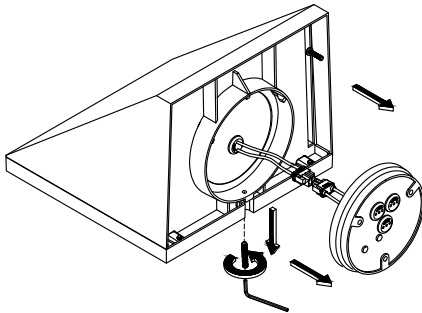
NOTE
Mounts over
Junction box.



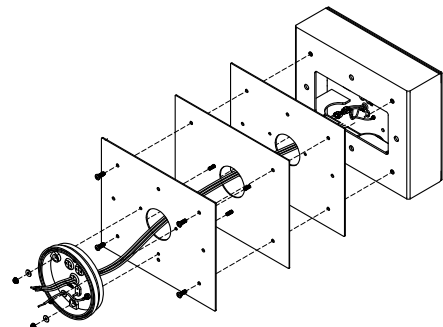
1



2

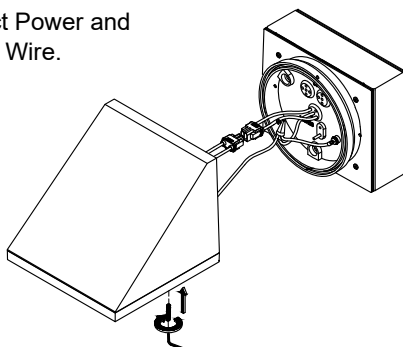


3

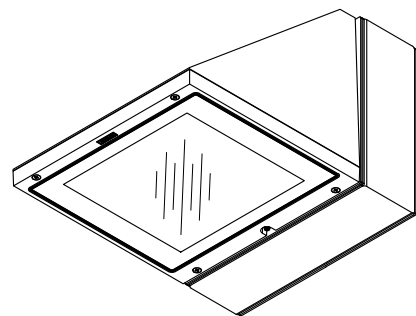


4

Connect Power and
Ground Wire.



5



6

Notice to installer :

- 1.WIRING INSTRUCTIONS** Warning : RISK OF FIRE AND ELECTRICAL SHOCK. : FIXTURE MUST BE INSTALLED BY A QUALIFIED ELECTRICIAN ONLY>FIXTURE IS INTENDED FOR INSTALLATION IN ACCORDANCE WITH THE NATIONAL ELECTRICAL CODE, LOCAL AND FEDERAL CODE SPECIFICATIONS. DISCONNECT POWER BEFORE SERVICING.
- 2.This fixture has a VOLTAGE SPECIFIC BALLAST,Check that the supply voltage is the same as the installed ballast voltage.**

Ligman Lighting USA

7144 NE Progress Court, Hillsboro
Oregon, 97124, USA
Tel : 503 645 0500 | Fax : 503 645 8100

www.ligmanlightingusa.com

UAU-30580-OS 29/08/24 REV.0
1/1

FM-TS-13-1/13-05-2563/Rev.6