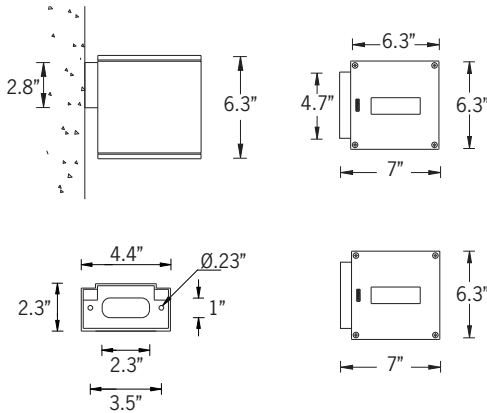


7/7w COB 90 Lumens Down, 90 Lumens Up
 IP65 • Suitable For Wet Locations
 IK07 • Impact Resistant
 Weight 4.8 lbs



Mounting Detail

Construction

Aluminum

Less than 0.1% copper content - Marine Grade 6060 extruded & LM6 Aluminum High Pressure die casting provides excellent mechanical strength, clean detailed product lines and excellent heat dissipation.

Pre paint

8 step degrease and phosphate process that includes deoxidizing and etching as well as a zinc and nickel phosphate process before product painting.

Memory Retentive -Silicon Gasket

Provided with special injection molded "fit for purpose" long life high temperature memory retentive silicon gaskets. Maintains the gaskets exact profile and seal over years of use and compression.

Thermal management

LM6 Aluminum is used for its excellent mechanical strength and thermal dissipation properties in low and high ambient temperatures. The superior thermal heat sink design by Ligman used in conjunction with the driver, controls thermals below critical temperature range to ensure maximum luminous flux output, as well as providing long LED service life and ensuring less than 10% lumen depreciation at 50,000 hours.

Surge Suppression

Standard 10kv surge suppressor provided with all fixtures.

BUG Rating

B0 - U3 - G0

Finishing

All Ligman products go through an extensive finishing process that includes fettling to improve paint adherence.

Paint

UV Stabilized 4.9Mil thick powder coat paint and baked at 200 Deg C. This process ensures that Ligman products can withstand harsh environments. Rated for use in natatoriums.

Inspired by Nature Finishes

The Inspired by nature Finishing is a unique system of decorative powder coating. Our metal decoration process can easily transform the appearance of metal or aluminum product into a wood grain finish.

This patented technology enables the simulation of wood grain, and even marble or granite finish through the use of decorative powder coating.

The wood grain finish is so realistic that it's almost undistinguishable from real wood, even from a close visual inspection. The system of coating permeates the entire thickness of the coat and as a result, the coating cannot be removed by normal rubbing, chipping, or scratching.

The Coating Process

After pre-treatment the prepared parts are powder coated with a specially formulated polyurethane powder. This powder provides protection against wear, abrasion, impact and corrosion and acts as the relief base color for the finalized metal decoration.

The component is then wrapped with a sheet of non-porous film with the selected decoration pattern printed on it using special high temperature inks.

This printed film transfer is vacuum-sealed to the surface for a complete thermo print and then transferred into a customized oven. The oven transforms the ink into different forms within the paint layer before it becomes solid. Finally, the film is removed, and a vivid timber look on aluminum remains.

Wood grain coating can create beautiful wood-looking products of any sort. There are over 300 combinations of designs currently in use. Wood grains can be made with different colors, designs, etc.

Our powder coatings are certified for indoor and outdoor applications and are backed by a comprehensive warranty. These coatings rise to the highest conceivable standard of performance excellence and design innovation.

Added Benefits

- Resistance to salt-acid room, accelerated aging
- Boiling water, lime and condensed water resistant
- Anti-Graffiti, Anti-Slip, Anti-Microbial, Anti-Scratch
- Super durable (UV resistant)
- TGIC free (non-toxic)

Hardware

Provided Hardware is Marine grade 316 Stainless steel.

Anti Seize Screw Holes

Tapped holes are infused with a special anti seize compound designed to prevent seizure of threaded connections, due to electrolysis from heat, corrosive atmospheres and moisture.

Crystal Clear Low Iron Glass Lens

Provided with tempered, impact resistant crystal clear low iron glass ensuring no green glass tinge.

Optics & LED

Precise optic design provides exceptional light control and precise distribution of light. LED CRI > 80

Lumen - Maintenance Life

L80 /B10 at 50,000 hours (This means that at least 90% of the LED still achieve 80% of their original flux)

Square surface wall-mounted architectural lighting range. Family of lighting effects sanctioning imagination and inspiration to reign in designs.

A small profile wall mounted compact cubic luminaire with up and downward light distributions. The Matrix is designed with five light distribution options, namely narrow, medium, wide, very wide and spike.

The Matrix uses high efficiency, long life LEDs and is designed to illuminate the wall and surfaces in front of the wall, as well as light accents on vertical and horizontal surfaces. The Matrix is suitable for indoor and outdoor applications.

This luminaire is available with decorative spikes and can be used with various combinations of light distribution optics.

This luminaire can be mounted at different angles to produce interesting decorative lighting effects on the side of the building facade.

The standard Matrix is designed to mount over a 3" octagonal j-box, a 4" j-box cover plate is available upon request.



UMT-31406

Matrix 2 Surface

PROJECT		DATE	
----------------	--	-------------	--

QUANTITY		TYPE		NOTE	
-----------------	--	-------------	--	-------------	--

ORDERING EXAMPLE || UMT - 31406 - 7/7w - W30 - 02 - 120/277v - Options

UMT-31406				
LAMP	LED COLOR	FINISH COLOR	VOLTAGE	
7/7w COB 90 Lumens Down 90 Lumens Up	W27 - 2700K W30 - 3000K W35 - 3500K W40 - 4000K	01 - BLACK RAL 9011 02 - DARK GREY RAL 7043 03 - WHITE RAL 9003 04 - METALLIC SILVER RAL 9006 05 - MATTE SILVER RAL 9006 06 - LIGMAN BRONZE 07 - CUSTOM RAL	120/277v Other - Specify	

INSPIRED BY NATURE FINISHES

SW01 - OAK FINISH	
SW02 - WALNUT FINISH	
SW03 - PINE FINISH	
DF - DOUGLAS FIR FINISH	
CW - CHERRY WOOD FINISH	
NW - NATIONAL WALNUT FINISH	
SU01 - CONCRETE FINISH	
SU02 - SOFTSCAPE FINISH	
SU03 - STONE FINISH	
SU04 - CORTEN FINISH	

THERE IS AN ADDITIONAL COST FOR THESE FINISHES

--	--	--

ADDITIONAL OPTIONS

- | | |
|---|--|
| <p>NAT - Natatorium Rated</p> <p>F - Frosted Lens</p> <p>4J - Mounting Plate for 4" Junction Box</p> <p>DIM - 0-10v Dimming</p> | <p>COLORED DICHROIC FILTERS</p> <p>RD - Red Lens</p> <p>BL - Blue Lens</p> <p>GR - Green Lens</p> <p>AM - Amber Lens</p> <p>[Specify Other Color]</p> |
|---|--|

More Custom Finishes Available Upon Request

Consult factory for pricing and lead times

Oak	Cherry	Beech	Carbon
Walnut	Chestnut	Bamboo	Galvanized
Pine	Mahogany	Birch	Steel




Matrix Product Family



Matrix 1

• UMT-31396-7/14w-90/1128lm



Matrix 2

• UMT-31406-7/7w-90/90lm




Matrix 3

• UMT-31416-29w-2256lm



Matrix 4

• UMT-31426-14w-1128lm



Matrix 5

• UMT-31427-7w-90lm



Matrix 6

• UMT-31397-5/7w-80/90lm



Matrix 7

• UMT-31398-19w-1247lm



Matrix 8

• UMT-31407-10w-238lm



Matrix 9

• UMT-31428-5w-119lm