


ULI-21183

Light Linear PT 5 Double Head Streetlight

7144 NE Progress Ct | Hillsboro, Oregon 97124
 T: 503.645.0500 | F: 503.645.8100
www.ligmanlightingusa.com



Length - 82.2"
Height - 8' - 20'
 Heights above 20', contact factory
Weight 81.1 lbs
IP65
 Suitable for wet locations
IK07
 Impact Resistant [Vandal Resistant]
EPA - 1.20
POLE INCLUDED



Construction

Aluminum

Less than 0.1% copper content - Marine Grade 6060 extruded & LM6 Aluminum High Pressure die casting provides excellent mechanical strength, clean detailed product lines and excellent heat dissipation.

Pre paint

8 step degrease and phosphate process that includes deoxidizing and etching as well as a zinc and nickel phosphate process before product painting.

Memory Retentive -Silicon Gasket

Provided with special injection molded "fit for purpose" long life high temperature memory retentive silicon gaskets. Maintains the gaskets exact profile and seal over years of use and compression.

Thermal management

LM6 Aluminum is used for its excellent mechanical strength and thermal dissipation properties in low and high ambient temperatures. The superior thermal heat sink design by Ligman used in conjunction with the driver, controls thermals below critical temperature range to ensure maximum luminous flux output, as well as providing long LED service life and ensuring less than 10% lumen depreciation at 50,000 hours.

Surge Suppression

Standard 10kv surge suppressor provided with all fixtures.

BUG Rating

B1 - U0 - G1

Finishing

All Ligman products go through an extensive finishing process that includes fettling to improve paint adherence.

Paint

UV Stabilized 4.9Mil thick powder coat paint and baked at 200 Deg C. This process ensures that Ligman products can withstand harsh environments. Rated for use in natatoriums.

Hardware

Provided Hardware is Marine grade 316 Stainless steel.

Anti Seize Screw Holes

Tapped holes are infused with a special anti seize compound designed to prevent seizure of threaded connections, due to electrolysis from heat, corrosive atmospheres and moisture.

Crystal Clear Low Iron Glass Lens

Provided with tempered, impact resistant crystal clear low iron glass ensuring no green glass tinge.

Optics & LED

Precise optic design provides exceptional light control and precise distribution of light. LED CRI > 80

Lumen - Maintenance Life

L80 /B10 at 50,000 hours (This means that at least 90% of the LED still achieve 80% of their original flux)

Public realm contemporary column family. Stylish but technically precise area lighting solutions as part of a large flexible family.

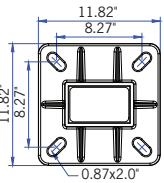

Light Linear PT is an elegant minimalist lighting column that is suitable for both modern and classic architecture. Ideal for creating visual guidance with exceptional visual comfort. The dual sealed optical chamber with integrated heat sinks houses a range of field interchangeable optically controlled LED's, providing Type II, III, IV & V distribution, as well as variations of this for precise light distribution requirements.

An example of this, is using a combination of Type II and Type IV distribution optics inside the same fixture. This product range is available in 54w, 80w, 106w & 152w options, as a single & double head styles. Customer specific wattages can be provided, contact the factory for more information.

This luminaire complies to Dark Sky requirements. The sleek and minimalist shape provides distinctive lighting effects by night and decorative urban effect during the day. Suitable for use in pedestrian precincts, building surrounds, shopping centers, squares, parks and parking lots.

This product range is complemented with high performance optics in the bollard and wall mounted luminaires, to provide a consistent range of design aesthetics for the project. See website for more information. Poles can be provided with GFCI boxes positioned to specific heights specified by the customer. A flat low profile hand hole cover with vandal resistant screws is provided for easy installation.

Internal house side shields are available as an option. Available with a selection of integral electronic drivers and dimming electronic drivers as well as a provision to install wireless lighting controls to integrate with building management systems, as well as pole mounted occupancy sensors [contact the factory for more information] Easy access to the luminaire for maintenance. (WATT-ADJ) This luminaire is provided with a programmable driver so that specific wattage requirements can be achieved. These settings are done at the factory during assembly. (See options on page 2)

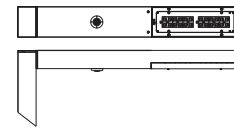


Mounting Detail

Additional Options (Consult Factory For Pricing)



A20891
Root Mount Kit



OS
Occupancy Sensor

Light Linear PT Product Family



ULI-30011



ULI-30022



ULI-10021



ULI-10031



ULI-21171



ULI-21231



ULI-21251



ULI-21183

Light Linear PT 5 Double Head Streetlight

7144 NE Progress Ct | Hillsboro, Oregon 97124 | T:503.645.0500
F:503.645.8100
www.ligmanlightingusa.com



PROJECT		DATE	
----------------	--	-------------	--

QUANTITY		TYPE		NOTE	
-----------------	--	-------------	--	-------------	--

ORDERING EXAMPLE || ULI - 21183 - 2x80w - T2 - W30 - 02 - 18' - 120/277v - Options

LAMP	BEAM	LED COLOR	FINISH COLOR	POLE HEIGHT	VOLTAGE
2x80w LED 2x7646 Lumens WATT-ADJ Specify Watts (2x80w MAX)	T2 - Type II Distribution T3 - Type III Distribution T4 - Type IV Distribution	W27 - 2700K W30 - 3000K W35 - 3500K W40 - 4000K	01 - BLACK RAL 9011 02 - DARK GREY RAL 7043 03 - WHITE RAL 9003 04 - METALLIC SILVER RAL 9006 05 - MATTE SILVER RAL 9006 06 - LIGMAN BRONZE 07 - CUSTOM RAL	8' - 20' (For over 20', contact factory)	120/277v Other - Specify

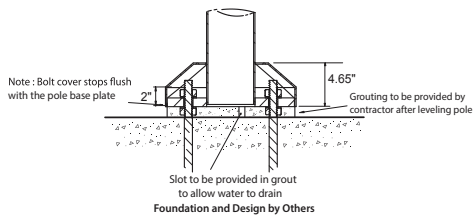
--	--	--	--

ADDITIONAL OPTIONS

- DIM - 0-10v Dimming
- NAT - Natatorium Rated
- A20891 - Root Mount Kit
- OS - Occupancy Sensor
- F - Frosted Lens
- GFCI - GFCI Box
- WLC - Wireless Lighting Controls
- HSS - House Side Shield
- AMB - Turtle Friendly Amber LED

MOUNTING OPTIONS

Option A



Option B

