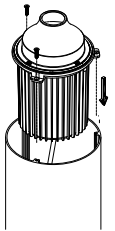
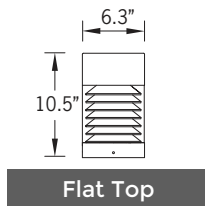
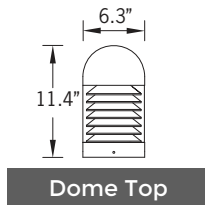
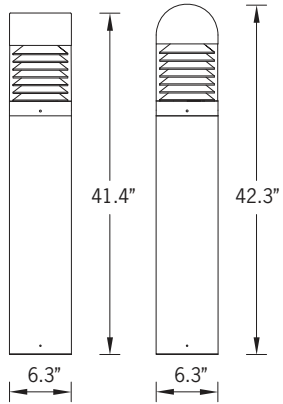


UTU-10146

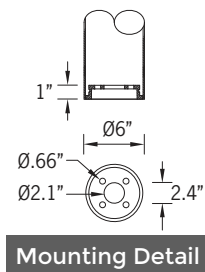
Taurus 1 Bollard



41w COB 974 Lumens
IP55 • Suitable For Wet Locations
IK08 • Impact Resistant (Vandal Resistant)
Weight 18 lbs



IP65 - Internal top access driver housing, prewired with SO cord and waterproof cable gland for easy installation.



Construction

Aluminum
Less than 0.1% copper content - Marine Grade 6060 extruded & LM6 Aluminum High Pressure die casting provides excellent mechanical strength, clean detailed product lines and excellent heat dissipation.

Pre paint
8 step degrease and phosphate process that includes deoxidizing and etching as well as a zinc and nickel phosphate process before product painting.

Memory Retentive - Silicon Gasket
Provided with special injection molded "fit for purpose" long life high temperature memory retentive silicon gaskets. Maintains the gaskets exact profile and seal over years of use and compression.

Thermal management
LM6 Aluminum is used for its excellent mechanical strength and thermal dissipation properties in low and high ambient temperatures. The superior thermal heat sink design by Ligman used in conjunction with the driver, controls thermals below critical temperature range to ensure maximum luminous flux output, as well as providing long LED service life and ensuring less than 10% lumen depreciation at 50,000 hours.

Surge Suppression
Standard 10kv surge suppressor provided with all fixtures.

BUG Rating
B1 - U3 - G1
Finishing
All Ligman products go through an extensive finishing process that includes fettling to improve paint adherence.

Paint
UV Stabilized 4.9Mil thick powder coat paint and baked at 200 Deg C. This process ensures that Ligman products can withstand harsh environments. Rated for use in natatoriums.

Inspired by Nature Finishes
The Inspired by nature Finishing is a unique system of decorative powder coating. Our metal decoration process can easily transform the appearance of metal or aluminum product into a wood grain finish.

This patented technology enables the simulation of wood grain, and even marble or granite finish through the use of decorative powder coating.

The wood grain finish is so realistic that it's almost undistinguishable from real wood, even from a close visual inspection. The system of coating permeates the entire thickness of the coat and as a result, the coating cannot be removed by normal rubbing, chipping, or scratching.

The Coating Process
After pre-treatment the prepared parts are powder coated with a specially formulated polyurethane powder. This powder provides protection against wear, abrasion, impact and corrosion and acts as the relief base color for the finalized metal decoration.

The component is then wrapped with a sheet of non-porous film with the selected decoration pattern printed on it using special high temperature inks.

This printed film transfer is vacuum-sealed to the surface for a complete thermo print and then transferred into a customized oven. The oven transforms the ink into different forms within the paint layer before it becomes solid. Finally, the film is removed, and a vivid timber look on aluminum remains.

Wood grain coating can create beautiful wood-looking products of any sort. There are over 300 combinations of designs currently in use. Wood grains can be made with different colors, designs, etc.

Our powder coatings are certified for indoor and outdoor applications and are backed by a comprehensive warranty. These coatings rise to the highest conceivable standard of performance excellence and design innovation.

- Added Benefits**
- Resistance to salt-acid room, accelerated aging
 - Boiling water, lime and condensed water resistant
 - Anti-Graffiti, Anti-Slip, Anti-Microbial, Anti-Scratch
 - Super durable (UV resistant)
 - TGIC free (non-toxic)

Hardware
Provided Hardware is Marine grade 316 Stainless steel.

Anti Seize Screw Holes
Tapped holes are infused with a special anti seize compound designed to prevent seizure of threaded connections, due to electrolysis from heat, corrosive atmospheres and moisture.

Crystal Clear Low Iron Glass Lens
Provided with tempered, impact resistant crystal clear low iron glass ensuring no green glass tinge.

Optics & LED
Precise optic design provides exceptional light control and precise distribution of light.
LED CRI > 80

Lumen - Maintenance Life
L80 /B10 at 50,000 hours (This means that at least 90% of the LED still achieve 80% of their original flux)

Plain, tranquil and secure bollard family. Pleasing, comfortable bollard choices with soft distributions and many options to fashion to project needs.

Taurus is an decorative bollard that is suitable for both modern and classic architecture. Ideal for creating visual guidance with exceptional visual comfort. This product was developed to complement the Taurus range of pillar lights, wall sconces and light columns. This sleek shape provides distinctive lighting effects by night and decorative urban effect during the day.

Suitable for pedestrian precincts, building surrounds, shopping centers, squares and parks. The luminaire is provided with a clear or opal ultra high impact UV stabilized acrylic lens that provides excellent low glare vertical and horizontal illumination.

The Taurus Bollard comes standard with a unique waterproof internal driver housing compartment that is situated at the top of the pole to stop water and dust from entering the electrical components. This fixture is supplied completely wired with powercord and waterproof gland from the driver enclosure to the base of the bollard ensuring quick trouble-free installation. Custom bollard heights are available, please specify. Color temperature 2700K, 3000K and 4000K.

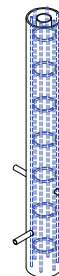
Custom wattages can be provided to suit customer and Title 24 requirements. (Specify total watts per fixture) This product has a matching Light Column as part of the family see UTU-20396.

Security Bollard:
This product can be modified with optional Security Bollard cores. Ligman has **two** security bollard options designed to deter unauthorized vehicular access in restricted areas. Ligman **Standard Security Bollards SB** are structurally engineered and simulated to meet the performance criteria of a typical traffic-rated bollard system, which corresponds to a 5,000 lb vehicle impact up to 30mph with less than 4ft of penetration. Ligman **Reinforced Security Bollards RSB** are structurally engineered for impact resistance and simulated to meet the performance criteria of ASTM F2656 M30 P1 (formerly known as K4), which corresponds to a 15,000 lb vehicle impact up to 30mph with less than 3.3 ft of penetration. These bollards are not certified as crash-rated. Please refer to the product installation sheet for additional requirements and installation guidelines.

Additional Options (Consult Factory For Pricing)



SB Security Bollard



RSB Reinforced Security Bollard



A91591 Lockable In Use GFCI Receptacle Outlet Box



UTU-10146

Taurus 1 Bollard

PROJECT	<input type="text"/>	DATE	<input type="text"/>
----------------	----------------------	-------------	----------------------

QUANTITY	<input type="text"/>	TYPE	<input type="text"/>	NOTE	<input type="text"/>
-----------------	----------------------	-------------	----------------------	-------------	----------------------

ORDERING EXAMPLE || UTU - 10146 - 1 - 41w - W30 - 02 - 120/277v - Options

UTU-10146	<input type="text"/>	<input type="text"/>	<input type="text"/>	<input type="text"/>	<input type="text"/>
LAMP	TOP	LED COLOR	FINISH COLOR	VOLTAGE	
41w COB 974 Lumens	1 - Dome Top  2 - Flat Top 	W27 - 2700K W30 - 3000K W35 - 3500K W40 - 4000K	01 - BLACK RAL 9011 02 - DARK GREY RAL 7043 03 - WHITE RAL 9003 04 - METALLIC SILVER RAL 9006 05 - MATTE SILVER RAL 9006 06 - LIGMAN BRONZE 07 - CUSTOM RAL 	120/277v Other - Specify	

<input type="text"/>	<input type="text"/>	<input type="text"/>	<input type="text"/>
----------------------	----------------------	----------------------	----------------------

ADDITIONAL OPTIONS

- UL - Unlit Bollard
- GFCI - GFCI Box
- NAT - Natatorium Rated
- HGT - Custom Bollard Height [Specify HGT=XX"]
- A91591 - Lockable In Use GFCI Receptacle Outlet Box
- DIM - 0-10v Dimming
- SB - Standard Security Bollard
- RSB - Reinforced Security Bollard

- INSPIRED BY NATURE FINISHES**
- SW01 - OAK FINISH
 - SW02 - WALNUT FINISH
 - SW03- PINE FINISH
 - DF - DOUGLAS FIR FINISH
 - CW - CHERRY WOOD FINISH
 - NW - NATIONAL WALNUT FINISH
 - SU01 - CONCRETE FINISH
 - SU02 - SOFTSCAPE FINISH
 - SU03 - STONE FINISH
 - SU04 - CORTEN FINISH

THERE IS AN ADDITIONAL COST FOR THESE FINISHES



A91591
Lockable In Use GFCI
Receptacle Outlet Box

More Custom Finishes Available Upon Request

Consult factory for pricing and lead times

 Oak	 Cherry	 Beech	 Carbon
 Walnut	 Chestnut	 Bamboo	 Galvanized
 Pine	 Mahogany	 Birch	 Steel



Taurus Product Family



Taurus 1

- UTU-10136-41w-974lm [ø6.3"-29.4"/30.3"]
- UTU-10146-41w-974lm [ø6.3"-41.4"/42.3"]
- UTU-70107-41w-974lm [ø6.3"-18.8"/19.6"]



Taurus 2

- UTU-10157-41w-765lm [ø7.3"-29.4"/30.9"]
- UTU-10167-41w-765lm [ø7.3"-41.4"/42.9"]
- UTU-70117-41w-765lm [ø7.3"-18.8"/20.1"]



Taurus 3

- UTU-20396-41w-1096lm [ø6.3"]