

UBA-10643

Bamboo 4 Square Bollard

LIGMAN
LIGHTING USA



15w COB 463/311 Lumens

IP65 • Suitable For Wet Locations

IK08 • Impact Resistant (Vandal Resistant)

Weight 9 lbs

Construction

Aluminum

Less than 0.1% copper content - Marine Grade 6060 extruded & LM6 Aluminum High Pressure die casting provides excellent mechanical strength, clean detailed product lines and excellent heat dissipation.

Pre paint

8 step degrease and phosphate process that includes deoxidizing and etching as well as a zinc and nickel phosphate process before product painting.

Memory Retentive - Silicon Gasket

Provided with special injection molded "fit for purpose" long life high temperature memory retentive silicon gaskets. Maintains the gaskets exact profile and seal over years of use and compression.

Thermal management

LM6 Aluminum is used for its excellent mechanical strength and thermal dissipation properties in low and high ambient temperatures. The superior thermal heat sink design by Ligman used in conjunction with the driver, controls thermals below critical temperature range to ensure maximum luminous flux output, as well as providing long LED service life and ensuring less than 10% lumen depreciation at 50,000 hours.

Surge Suppression

Standard 10kv surge suppressor provided with all fixtures.

BUG Rating

B0 - U2 - G0 [Clear Lens] • B0 - U3 - G1 [Opal Lens]

Finishing.

All Ligman products go through an extensive finishing process that includes fettling to improve paint adherence.

Paint

UV Stabilized 4.9mil thick powder coat paint and baked at 200 Deg C. This process ensures that Ligman products can withstand harsh environments. Rated for use in natatoriums

Inspired by Nature Finishes

The Inspired by nature Finishing is a unique system of decorative powder coating. Our metal decoration process can easily transform the appearance of metal or aluminum product into a wood grain finish.

This patented technology enables the simulation of wood grain, and even marble or granite finish through the use of decorative powder coating.

The wood grain finish is so realistic that it's almost undistinguishable from real wood, even from a close visual inspection. The system of coating permeates the entire thickness of the coat and as a result, the coating cannot be removed by normal rubbing, chipping, or scratching.

The Coating Process

After pre-treatment the prepared parts are powder coated with a specially formulated polyurethane powder. This powder provides protection against wear, abrasion, impact and corrosion and acts as the relief base color for the finalized metal decoration.

The component is then wrapped with a sheet of non-porous film with the selected decoration pattern printed on it using special high temperature inks.

This printed film transfer is vacuum-sealed to the surface for a complete thermo print and then transferred into a customized oven. The oven transforms the ink into different forms within the paint layer before it becomes solid. Finally, the film is removed, and a vivid timber look on aluminum remains.

Wood grain coating can create beautiful wood-looking products of any sort. There are over 300 combinations of designs currently in use. Wood grains can be made with different colors, designs, etc.

Our powder coatings are certified for indoor and outdoor applications and are backed by a comprehensive warranty. These coatings rise to the highest conceivable standard of performance excellence and design innovation.

Added Benefits

- Resistance to salt-acid room, accelerated aging
- Boiling water, lime and condensed water resistant
- Anti-Graffiti, Anti-Slip, Anti-Microbial, Anti-Scratch
- Super durable (UV resistant)
- TGIC free (non-toxic)

Hardware

Provided Hardware is Marine grade 316 Stainless steel.

Anti Seize Screw Holes

Tapped holes are infused with a special anti seize compound designed to prevent seizure of threaded connections, due to electrolysis from heat, corrosive atmospheres and moisture.

Opal Borosilicate Glass Lens

Provided with opal borosilicate impact resistant glass.

Optics & LED

Precise optic design provides exceptional light control and precise distribution of light. LED CRI > 80

Lumen - Maintenance Life

L80 /B10 at 50,000 hours (This means that at least 90% of the LED still achieve 80% of their original flux)

Pillar design soft illumination bollard fixture.
Commercial level quality and performance within a domestic aesthetic.

A decorative range of cylindrical and square shape bollards with a symmetrical light distribution available in two standard heights. Developed to complement the Bamboo wall light. Designed for lighting of entrances, footpaths, squares, gardens and residential areas. These luminaires produce pleasant soft light with a high level of visual comfort.

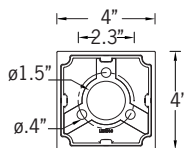
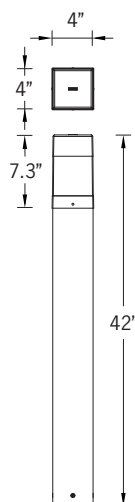
The Bamboo is provided with options of clear or opal lenses to suit customer requirements and comes standard with a unique waterproof internal driver housing compartment that is situated at the top of the pole to stop water and dust from entering the electrical components.

This fixture is supplied completely wired with powercord and waterproof gland from the driver enclosure to the base of the bollard ensuring quick trouble-free installation. Custom bollard heights are available, please specify. Color temperature 2700K, 3000K, 3500K and 4000K.

All Ligman fixtures can be manufactured using a special pre-treatment and coating process that ensures the fixture can be installed in natatoriums as well as environments with high concentrations of chlorine or salt and still maintain the 5 year warranty. For this natatorium rated process please specify NAT in options.

The Bamboo is manufactured in a standard height of 26" and 42". For 42" bollard, see UBA-10623.

For square Bamboo, see UBA-10633 & UBA-10643



Mounting Detail



PROJECT					DATE	
QUANTITY		TYPE		NOTE		

ORDERING EXAMPLE || UBA - 10643 - 15w - C - W30 - 02 - 120/277v - Options

UBA-10643					
LAMP	DIFFUSER	LED COLOR	FINISH COLOR	VOLTAGE	
15w COB	C - Clear Diffuser 463 Lumens O - Opal Diffuser 311 Lumens	W27 - 2700K W30 - 3000K W35 - 3500K W40 - 4000K	01 - BLACK RAL 9011 02 - DARK GREY RAL 7043 03 - WHITE RAL 9003 04 - METALLIC SILVER RAL 9006 05 - MATTE SILVER RAL 9006 06 - LIGMAN BRONZE 07 - CUSTOM RAL	120/277v Other - Specify	
			INSPIRED BY NATURE FINISHES		
			SW01 - OAK FINISH		
			SW02 - WALNUT FINISH		
			SW03- PINE FINISH		
			DF - DOUGLAS FIR FINISH		
			CW - CHERRY WOOD FINISH		
			NW - NATIONAL WALNUT FINISH		
			SU01 - CONCRETE FINISH		
			SU02 - SOFTSCAPE FINISH		
			SU03 - STONE FINISH		
			SU04 - CORTEN FINISH		
			THERE IS AN ADDITIONAL COST FOR INSPIRED BY NATURE FINISHES		

ADDITIONAL OPTIONS		

NAT - Natatorium Rated
DIM - 0-10v Dimming
HGT - Custom Bollard Height

More Custom Finishes Available Upon Request

Consult factory for pricing and lead times

Oak	Cherry	Beech	Carbon
Walnut	Chestnut	Bamboo	Galvanized
Pine	Mahogany	Birch	Steel



Example: Inspired by Nature Finish

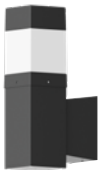


Bamboo Product Family



Bamboo 1

• UBA-31166-14w-480lm



Bamboo 2

• UBA-31176-14w-463lm



Bamboo 3

• UBA-10613-15w-480lm [26.1"]
• UBA-10623-15w-480lm [42"]



Bamboo 4

• UBA-10633-15w-463lm [26.1"]
• UBA-10643-15w-463lm [42"]