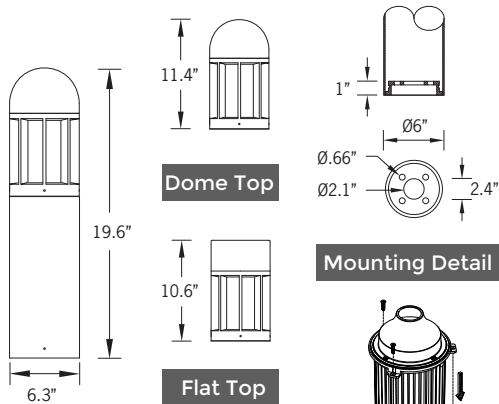


UAA-70077

Atlantic 1 Pillar Light



41w COB - 1454 Lumens | 29w COB 1028 Lumens
IP65 • Suitable For Wet Locations
IK08 • Impact Resistant (Vandal Resistant)
Weight 12.3 lbs



Construction

Aluminum

Less than 0.1% copper content - Marine Grade 6060 extruded & LM6 Aluminum High Pressure die casting provides excellent mechanical strength, clean detailed product lines and excellent heat dissipation.

Pre paint

8 step degrease and phosphate process that includes deoxidizing and etching as well as a zinc and nickel phosphate process before product painting.

Memory Retentive -Silicon Gasket

Provided with special injection molded "fit for purpose" long life high temperature memory retentive silicon gaskets. Maintains the gaskets exact profile and seal over years of use and compression.

Thermal management

LM6 Aluminum is used for its excellent mechanical strength and thermal dissipation properties in low and high ambient temperatures. The superior thermal heat sink design by Ligman used in conjunction with the driver, controls thermals below critical temperature range to ensure maximum luminous flux output, as well as providing long LED service life and ensuring less than 10% lumen depreciation at 50,000 hours.

Surge Suppression

Standard 10kv surge suppressor provided with all fixtures.

BUC Rating

B1 - U3 - G1 [W30] • B1 - U4 - G1 [W40]

Finishing

All Ligman products go through an extensive finishing process that includes fettling to improve paint adherence.

Paint

UV Stabilized 4.9Mil thick powder coat paint and baked at 200 Deg C. This process ensures that Ligman products can withstand harsh environments. Rated for use in natatoriums.

Inspired by Nature Finishes

The Inspired by nature Finishing is a unique system of decorative powder coating. Our metal decoration process can easily transform the appearance of metal or aluminum product into a wood grain finish.

This patented technology enables the simulation of wood grain, and even marble or granite finish through the use of decorative powder coating.

The wood grain finish is so realistic that it's almost undistinguishable from real wood, even from a close visual inspection. The system of coating permeates the entire thickness of the coat and as a result, the coating cannot be removed by normal rubbing, chipping, or scratching.

The Coating Process

After pre-treatment the prepared parts are powder coated with a specially formulated polyurethane powder. This powder provides protection against wear, abrasion, impact and corrosion and acts as the relief base color for the finalized metal decoration.

The component is then wrapped with a sheet of non-porous film with the selected decoration pattern printed on it using special high temperature inks.

This printed film transfer is vacuum-sealed to the surface for a complete thermo print and then transferred into a customized oven. The oven transforms the ink into different forms within the paint layer before it becomes solid. Finally, the film is removed, and a vivid timber look on aluminum remains.

Wood grain coating can create beautiful wood-looking products of any sort. There are over 300 combinations of designs currently in use. Wood grains can be made with different colors, designs, etc.

Our powder coatings are certified for indoor and outdoor applications and are backed by a comprehensive warranty. These coatings rise to the highest conceivable standard of performance excellence and design innovation.

Added Benefits

- Resistance to salt-acid room, accelerated aging
- Boiling water, lime and condensed water resistant
- Anti-Graffiti, Anti-Slip, Anti-Microbial, Anti-Scratch
- Super durable (UV resistant)
- TGIC free (non-toxic)

Hardware

Provided Hardware is Marine grade 316 Stainless steel.

Anti Seize Screw Holes

Tapped holes are infused with a special anti seize compound designed to prevent seizure of threaded connections, due to electrolysis from heat, corrosive atmospheres and moisture.

Opal Borosilicate Glass Lens

Provided with opal borosilicate impact resistant glass.

Optics & LED

Precise optic design provides exceptional light control and precise distribution of light.
LED CRI > 80

Lumen - Maintenance Life

L80 /B10 at 50,000 hours (This means that at least 90% of the LED still achieve 80% of their original flux)

Classic urban neighborhood bollard luminaire family. Timeless lines coupled with unparalleled build quality, flexibility and performance.

A decorative bollard with a symmetrical light distribution. Developed to complement the Atlantic range of pillar lights, post top and wall light luminaires. Designed for various applications including entrances, gardens, precincts and pathways.

Low copper content corrosion resistant extruded die-cast aluminum column. 316 Stainless steel hardware, durable silicone rubber gasket and impact resistant tempered opal diffuser. The luminaire is treated with a chemical nickel and zinc phosphate protection before powder coating (4.9 mil thickness), ensuring high corrosion resistance. Integral control gear.

This fixture is provided with an integrated waterproof driver box at the top of the bollard that ensures that the electrical components are protected from water and dust. This fixture is prewired to the base of the bollard facilitated easy electrical connections onsite. A laser cut anchor bolt template is provided for accurate anchor bolt installation. Options of house side shields and GFCI boxes are available. Please contact the factory for more information.

Additional Options (Consult Factory For Pricing)



180
Asymmetrical 180°
Emission



90
Asymmetrical 90° + 90°
Emission






180L
Asymmetrical 180°
with Lightblade



PROJECT					DATE	
QUANTITY		TYPE		NOTE		

ORDERING EXAMPLE || UAA - 70077 - 41w - 1 - W30 - 02 - 120/277v - Options

UAA-70077					
	LAMP	TOP	LED COLOR	FINISH COLOR	VOLTAGE
	41w COB 1454 Lumens 29w COB 1028 Lumens	1 - Dome Top  2 - Flat Top 	W27 - 2700K W30 - 3000K W35 - 3500K W40 - 4000K	01 - BLACK RAL 9011 02 - DARK GREY RAL 7043 03 - WHITE RAL 9003 04 - METALLIC SILVER RAL 9006 05 - MATTE SILVER RAL 9006 06 - LIGMAN BRONZE 07 - CUSTOM RAL 	120/277v Other - Specify

ADDITIONAL OPTIONS		

- DIM - 0-10v Dimming

NAT - Natatorium Rated

HCT - Custom Height
(SPECIFY HEIGHT)
- GFCI - GFCI Box

180 - 180° Emission

90 - 90°+ 90° Emission

180L - 180° Emission w/ Lightblade

INSPIRED BY NATURE FINISHES

SW01 - OAK FINISH

SW02 - WALNUT FINISH

SW03- PINE FINISH

DF - DOUGLAS FIR FINISH

CW - CHERRY WOOD FINISH

NW - NATIONAL WALNUT FINISH

SU01 - CONCRETE FINISH

SU02 - SOFTSCAPE FINISH

SU03 - STONE FINISH

SU04 - CORTEN FINISH

THERE IS AN ADDITIONAL COST FOR INSPIRED BY NATURE FINISHES

More Custom Finishes Available Upon Request

Consult factory for pricing and lead times

  	  	  	  
Oak	Cherry	Beech	Carbon
  	  	  	  
Walnut	Chestnut	Bamboo	Galvanized
  	  	  	  
Pine	Mahogany	Birch	Steel



Atlantic Product Family



Atlantic 1

- UAA-10077-41/29w-1454/1028lm [Ø6.3"- 30.3"/29.6"]
- UAA-10087-41w-1454/1028lm [Ø6.3"- 19.6"/18.8"]
- UAA-70077-41w-1454/1028lm [Ø6.3"- 42.4"/41.6"]



Atlantic 2

- UAA-10097-41/29w-1602/1133lm [Ø7.3"- 32.6"/31.3"]
- UAA-10107-41/29w-1602/1133lm [Ø7.3"- 44.6"/43.3"]
- UAA-70087-41w-1602lm [Ø7.3"- 21.9"/20.6"]



Atlantic 3

- UAA-20046-29w-1105lm



Atlantic 4

- UAA-20076-41w-2632lm



Atlantic 5

- UAA-20166-41w-2632lm



Atlantic 6

- UAA-20660-40w-4222lm



Atlantic 7

- UAA-30146-29w-1105lm



Atlantic 8

- UAA-30156-41w-2632lm



Atlantic 9

- UAA-30186-41w-2632lm



Atlantic 10

- UAA-30640-40w-4222lm



Atlantic 13

- UAA-95016-41w-2632lm