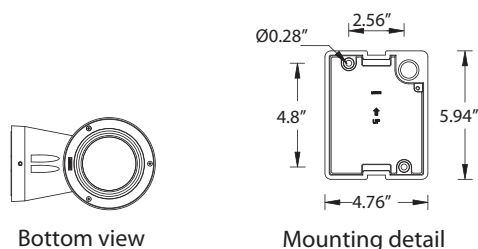
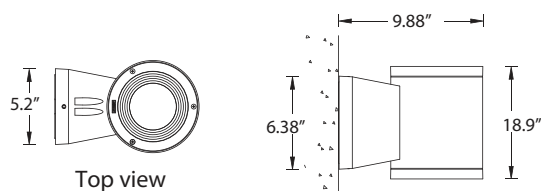


IP65 : Suitable for Wet Locations

IK10 : Impact Resistant (Vandal Resistant)



## UTA-30404

### Tango 1 cylindrical wall up-down light

Wall luminaires with a variety of reflectors and lamps with up and downward light distributions. Designed to illuminate the wall surface and for light accents on vertical surfaces.

Low copper content die-cast aluminum housing and aluminum frame with integral anti-glare baffles. Stainless steel screws. Durable silicone rubber gasket and clear toughened glass. Single cable entry. Housing is treated with a chemical chromated protection before powder coating, ensuring high corrosion resistance. Integral electronic control gear. Anodized high purity aluminum reflector.

For horizontally mounted single lamp configurations a one piece multi directional anodized high purity aluminum reflector is used for up and down light distribution. Two lamp configurations use individual reflectors for up and down light distributions. Mounting plate for 3" and 4" junction box is provided with the fixture.

#### Physical Data

Length: 9.88"

Height: 18.9"

Weight: 16.7 lbs

#### Lamp

☐ T6 CMH 2x39w

(For More Lamp options including LED, please Consult the Catalogue, Website or Contact The Ligman Lighting Factory)

#### Beam Angle (Please Specify)

- |   |  |
|---|--|
| <input type="checkbox"/> VN - Very Narrow Beam: 6 Deg | <input type="checkbox"/> W - Wide Beam: 35 Deg       |
| <input type="checkbox"/> N - Narrow Beam: 12 Deg      | <input type="checkbox"/> VW - Very Wide Beam: 60 Deg |
| <input type="checkbox"/> M - Medium Beam: 26 Deg      |  |

#### Voltage (Please Specify)

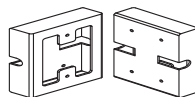
- ☐ 120V  
☐ 277V  
☐ Other \_\_\_\_\_

#### Options (Please Specify)

- ☐ F - Frosted Lens  
☐ C - Clear Lens

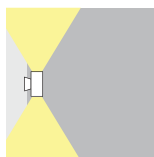
#### Color (Please Specify)

- |  |  |
|--|--|
| <input type="checkbox"/> 01-Black - RAL 9011       | <input type="checkbox"/> 02- Dark Grey - RAL 7043        |
| <input type="checkbox"/> 03-White - RAL 9003       | <input type="checkbox"/> 04 - Metallic Silver - RAL 9006 |
| <input type="checkbox"/> 05-Matt Silver - RAL 9006 | <input type="checkbox"/> 07- Custom - RAL _____          |
| <input type="checkbox"/> 06-Bronze - RAL 6014      |  |



☐ SCE - Surface Conduit Entry Box - ☐ 1/2" Conduit ☐ 3/4" Conduit

☐ HGT- Specify Custom Height \_\_\_\_\_ ft



Ordering Example : UTA - 30404 - T6-2x39w - N - 120v - Options

PROJECT: \_\_\_\_\_ DATE: \_\_\_\_\_

TYPE: \_\_\_\_\_ QUANTITY: \_\_\_\_\_ NOTE: \_\_\_\_\_

Ligman Lighting USA reserves the right to change specifications without prior notice, please contact factory for latest information.  
Due to the continual improvements in LED technology data and components may change without notice.