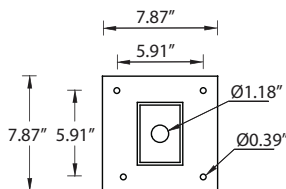
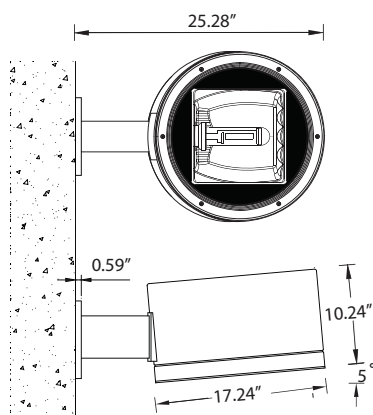


IP55 : Suitable for Wet Locations

IK07 : Impact Resistant (Vandal Resistant)



Mounting detail



UMA-30882

Mar 5 wall wash area light

A cylindrical shaped wall mount area light with cut-off light distribution for metal halide or high pressure sodium lamps 70-150w. High quality reflector design provides options of a broad light distribution or forward throw distribution. The luminaires are suitable for downward lighting at a 5 degree tilt using a classical arm bracket. Designed for lighting footpaths, car parks, building façades, under canopies and roadways.

Single cable entry. Low copper content corrosion resistant die-cast aluminum frame and body. Stainless steel screws. Durable silicone rubber gasket and impact resistant toughened glass diffuser with hinged aluminum frame for in-position lamp replacement. The luminaire is treated with a chemical chromated protection before powder coating, ensuring high corrosion resistance. Integral control gear. Anodized high purity 95% reflective aluminum reflector.

Physical Data

Length: 25.28"

Height: 10.24"

Weight: 38.6 lbs

Lamp

☐ PMH-ED17 70w

(For More Lamp options including LED, please Consult the Catalogue, Website or Contact The Ligman Lighting Factory)

Voltage (Please Specify)

☐ 120V
☐ 277V
☐ Other _____

Options (Please Specify)

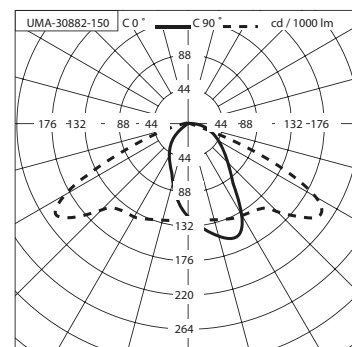
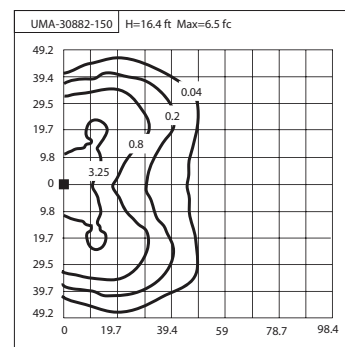
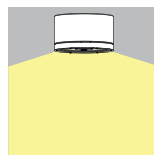
☐ F - Frosted Lens
☐ C - Clear Lens

Color (Please Specify)

☐ 01-Black - RAL 9011
☐ 03-White - RAL 9003
☐ 05-Matt Silver - RAL 9006
☐ 06-Bronze - RAL 6014
☐ 02- Dark Grey - RAL 7043
☐ 04 - Metallic Silver - RAL 9006
☐ 07- Custom - RAL _____



☐ 0 Degree Tilt



Ordering Example : UMA - 30882 - PMH-70w - 120v - Options

PROJECT: _____ DATE: _____

TYPE: _____ QUANTITY: _____ NOTE: _____

Ligman Lighting USA reserves the right to change specifications without prior notice, please contact factory for latest information.
Due to the continual improvements in LED technology data and components may change without notice.