

IP65 : Suitable for Wet Locations

IK09 : Impact Resistant (Vandal Resistant)



## UQU-31352

### Quarter 2 asymmetrical wall washer

A small and large size quarter-cylindrical wall mounted luminaire with a selection of energy saving compact fluorescent and metal halide and high pressure sodium lamps. Light output is finely controlled to minimize light pollution with three types of light distribution. Namely, asymmetrical forward throw, symmetrical downward light distribution and side throw light distribution. Flat toughened glass cover for minimum spill light. Designed for the illumination of entrances, terraces, corridors and building facades.

Low copper content corrosion resistant die-cast aluminum frame and body. Stainless steel screws and anodized high purity 95% reflective aluminum reflector. Durable silicone rubber gasket and impact resistant toughened glass diffuser. The luminaire is treated with a chemical chromated protection before powder coating, ensuring high corrosion resistance. Integral electronic control gear. For mounting in upward or downward positions

#### Physical Data

Length: 11.22"

Height: 12.01"

Weight: 18.7 lbs

#### Lamp

☐ PMH-ED17 50w 

(For More Lamp options including LED, please Consult the Catalogue, Website or Contact The Ligman Lighting Factory)

#### Voltage (Please Specify)

- ☐ 120V  
☐ 277V  
☐ Other \_\_\_\_\_

#### Options (Please Specify)

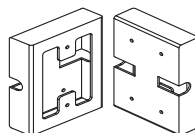
##### Color (Please Specify)

- |  |  |
|--|--|
| <input type="checkbox"/> 01-Black - RAL 9011       | <input type="checkbox"/> 02- Dark Grey - RAL 7043        |
| <input type="checkbox"/> 03-White - RAL 9003       | <input type="checkbox"/> 04 - Metallic Silver - RAL 9006 |
| <input type="checkbox"/> 05-Matt Silver - RAL 9006 | <input type="checkbox"/> 07- Custom - RAL _____          |
| <input type="checkbox"/> 06-Bronze - RAL 6014      |  |

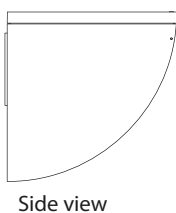
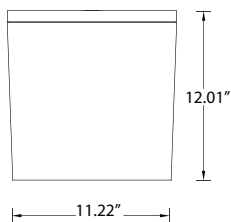
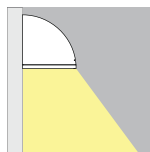


☐ Frosted Lens

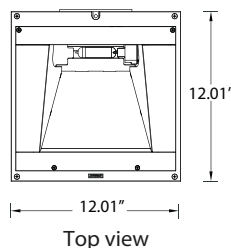
☐ Clear Lens



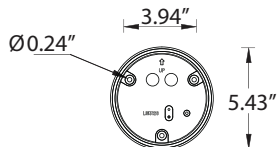
☐ SCE - Surface Conduit Entry Box - ☐ 1/2" Conduit ☐ 3/4" Conduit



Side view



Top view



Mounting detail



Ordering Example : UQU - 31352 - PMH-50w - 120v - Options

PROJECT: \_\_\_\_\_ DATE: \_\_\_\_\_

TYPE: \_\_\_\_\_ QUANTITY: \_\_\_\_\_ NOTE: \_\_\_\_\_

Ligman Lighting USA reserves the right to change specifications without prior notice, please contact factory for latest information.  
Due to the continual improvements in LED technology data and components may change without notice.