

IP65 : Suitable for Wet Locations

IK09 : Impact Resistant (Vandal Resistant)



## UQU-31331

### Quarter 1 symmetrical wall washer

A small and large size quarter-cylindrical wall mounted luminaire with a selection of energy saving compact fluorescent and metal halide and high pressure sodium lamps. Light output is finely controlled to minimize light pollution with three types of light distribution. Namely, asymmetrical forward throw, symmetrical downward light distribution and side throw light distribution. Flat toughened glass cover for minimum spill light. Designed for the illumination of entrances, terraces, corridors and building facades.

Low copper content corrosion resistant die-cast aluminum frame and body. Stainless steel screws and anodized high purity 95% reflective aluminum reflector. Durable silicone rubber gasket and impact resistant toughened glass diffuser. The luminaire is treated with a chemical chromated protection before powder coating, ensuring high corrosion resistance. Integral electronic control gear. For mounting in upward or downward positions

#### Physical Data

Length: 8.11"

Height: 8.66"

Weight: 13.6 lbs

#### Lamp

☐ T6 CMH 39w 

(For More Lamp options including LED, please Consult the Catalogue, Website or Contact The Ligman Lighting Factory)

#### Beam Angle (Please Specify)

☐ VN - Very Narrow Beam: 6 deg

☐ N - Narrow Beam: 12 deg

☐ M - Medium Beam: 16 deg

☐ W - Wide Beam: 26 deg

☐ VW - Very Wide Beam: 60 deg

#### Voltage (Please Specify)

☐ 120V

☐ 277V

☐ Other \_\_\_\_\_

#### Options (Please Specify)

##### Color (Please Specify)

☐ 01-Black - RAL 9011

☐ 03-White - RAL 9003

☐ 05-Matt Silver - RAL 9006

☐ 06-Bronze - RAL 6014

☐ 02- Dark Grey - RAL 7043

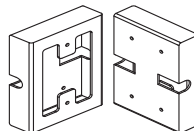
☐ 04 - Metallic Silver - RAL 9006

☐ 07- Custom - RAL \_\_\_\_\_

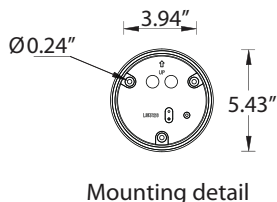
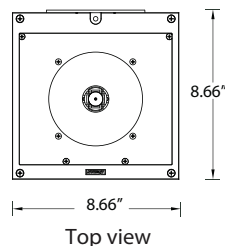
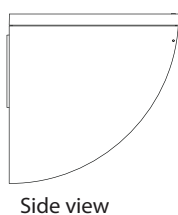
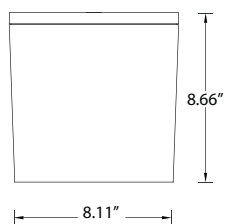
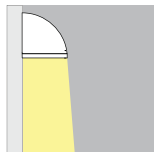


☐ Frosted Lens

☐ Clear Lens



☐ SCE - Surface Conduit Entry Box - ☐ 1/2" Conduit ☐ 3/4" Conduit



Ordering Example : UQU - 31331 - T6-39w - N - 120v - Options

PROJECT: \_\_\_\_\_ DATE: \_\_\_\_\_

TYPE: \_\_\_\_\_ QUANTITY: \_\_\_\_\_ NOTE: \_\_\_\_\_

Ligman Lighting USA reserves the right to change specifications without prior notice, please contact factory for latest information.  
Due to the continual improvements in LED technology data and components may change without notice.