



21w LED 2,364 Lumens  
IP65 · Suitable For Wet Locations  
IK08 · Impact Resistant (Vandal Resistant)  
Weight 4.4 lbs

**Construction**

**Aluminum**  
Less than 0.1% copper content – Marine Grade 6060 extruded & LM6 Aluminum High Pressure die casting provides excellent mechanical strength, clean detailed product lines and excellent heat dissipation.

**Pre-paint**  
8 step degrease and phosphate process that includes deoxidizing and etching as well as a zinc and nickel phosphate process before product painting.

**Memory Retentive-Silicon Gasket**  
Provided with special injection molded “fit for purpose” long life high temperature memory retentive silicon gaskets. Maintains the gaskets exact profile and seal over years of use and compression.

**Thermal management**  
LM6 Aluminum is used for its excellent mechanical strength and thermal dissipation properties in low and high ambient temperatures. The superior thermal heat sink design by Ligman used in conjunction with the driver, controls thermals below critical temperature range to ensure maximum luminous flux output, as well as providing long LED service life and ensuring less than 10% lumen depreciation at 50,000 hours.

**Surge Suppression**  
Standard 10kv surge suppressor provided with all fixtures.

**BUG Rating**  
B1 - U0 - G0 [E, M, N/W30, W, VW]  
B2 - U0 - G0 [N/W40]

**Finishing**  
All Ligman products go through an extensive finishing process that includes fettling to improve paint adherence.

**Paint**  
UV Stabilized 4.9Mil thick powder coat paint and baked at 200 Deg C. This process ensures that Ligman products can withstand harsh environments. Rated for use in natatoriums.

**MicroPRIM Finishes**  
MicroPRIM is Ligman's trade marked decorative powder coating technology that permanently infuses colors, patterns, or imagery directly into the surface of luminaires and poles while providing protections that standard powder coating does not offer.

MicroPRIM finishes include nature-inspired wood grains and stone aesthetics, material-inspired finishes such as brushed metal, concrete, and carbon fiber, Solid colors in Ligman standard colors, as well as any RAL or Pantone color, Decorative patterns, custom imagery and more.

**Coating and Infusion Process**

Metal components are pre-treated and powder coated with a proprietary polyurethane-based coating engineered for outdoor architectural use. Decorative patterns or imagery are then permanently infused into the cured powder coat through a heat-based process, creating a durable, integrated finish.

**Performance and Validation**

MicroPRIM finishes are suitable for indoor and outdoor applications and meet AAMA 2605 architectural coating requirements. Performance is validated through laboratory and real-world testing to ASTM standards for UV exposure, adhesion, abrasion, impact, salt spray, chemical resistance, and graffiti resistance.

All MicroPRIM finishes are backed by Ligman's 10-year warranty.

**Key Performance Attributes**  
•Anti-graffiti resistance  
•UV and weather resistance  
•Scratch and abrasion resistance  
•Natatorium Rated for installation in corrosive environments)

**Hardware**  
Provided Hardware is Marine grade 316 Stainless steel.

**Anti Seize Screw Holes**  
Tapped holes are infused with a special anti seize compound designed to prevent seizure of threaded connections, due to electrolysis from heat, corrosive atmospheres and moisture.

**Crystal Clear Low Iron Glass Lens**  
Provided with tempered, impact resistant crystal clear low iron glass ensuring no green glass tinge.

**Optics & LED**  
Precise optic design provides exceptional light control and precise distribution of light. LED CRI > 80

**Lumen - Maintenance Life**  
L80 /B10 at 50,000 hours (This means that at least 90% of the LED still achieve 80% of their original flux)

**Square surface wall-mounted architectural range. Four sizes of square artistic precision with wide range of beam distributions.**

A range of square outdoor IP66 wall sconce that meets both aesthetic and functional applications. This cubic wall sconce range is available with 4 different sizes, starting with a small 2.4” square profile at 3w, and increases proportionately to 3” at 11w, 4.5” at 21w and 5.5” square at 40w. This glare free luminaire is available in Narrow beam, Medium, Wide, Very Wide and Elliptical beam patterns.

This luminaire is engineered to meet harsh outdoor environments, as well as being able to be used as a decorative indoor product.

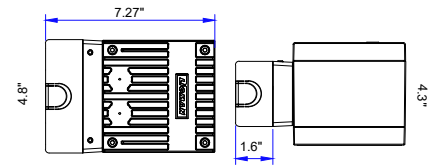

The Lador is provided with an integral driver and has accessories that include; dichroic color filters, linear spread lens, honeycomb louvres and anti-glare visors.

The Lador product family consists of; floodlights, wall sconces, ceiling mounted squares and cluster column event poles.

This luminaire is available with a natatorium rated coating.

To meet International Dark Sky criteria, 3000k or warmer LEDs must be selected and luminaire fix mounted (+/- 15° allowable to permit leveling).

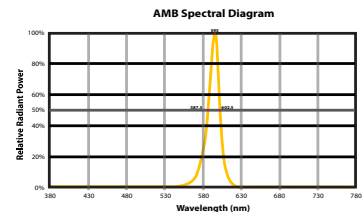
**Additional Options (Consult Factory For Pricing)**



**SCBT Surface Conduit Box Trim**

NOTE: This trim covers a shallow single gang, surface mount junction box [Provided by contractor]  
Example: Hubbell: - 5322-0 - 1-Gang Weatherproof Box, Five 1/2” in. Threaded Outlets - or - 5332-0 - 1-Gang Weatherproof Box, Five 3/4 in. Threaded Outlets

**CITY OF FLAGSTAFF & TURTLE FRIENDLY COMPLIANT**



**Narrow-Spectrum Amber LEDs**  
Peak wavelength between 585 & 595 nanometers and a full width of 50% power no greater than 15 nanometers.



PROJECT		DATE	
---------	--	------	--

QUANTITY		TYPE		NOTE	
----------	--	------	--	------	--

ORDERING EXAMPLE || ULD - 30021 - 21w - M - W30 - 02 - 120/277v - Options

ULD-30021					
LAMP	BEAM	LED COLOR	FINISH COLOR	VOLTAGE	
21w LED 2,364 Lumens	N - Narrow 10° M - Medium 17° W - Wide 34° VW - Very Wide 70° E - Elliptical 43° x 11°	W27 - 2700K W30 - 3000K W35 - 3500K W40 - 4000K AMB - <span style="color: orange;">TURTLE FRIENDLY</span> Amber LED	01 - BLACK RAL 9011 02 - DARK GREY RAL 7043 03 - WHITE RAL 9003 04 - METALLIC SILVER RAL 9006 05 - MATTE SILVER RAL 9006 06 - LIGMAN BRONZE 07 - CUSTOM RAL		

--	--	--

### ADDITIONAL OPTIONS

- |  |  |
|--|--|
| <ul style="list-style-type: none"> <li>NAT - Natatorium Rated</li> <li>F - Frosted Lens</li> <li>A52021 - Honeycomb Louvre</li> <li>A51314 - Linear Spread Lens</li> <li>A53031 - Anti Glare Visor</li> <li>SCBT - Surface Conduit Box Trim</li> </ul> | <p style="text-align: center; font-weight: bold;">COLOR DICHROIC FILTERS</p> <ul style="list-style-type: none"> <li>RD - Red Lens</li> <li>BL - Blue Lens</li> <li>AM - Amber Lens</li> <li>GR - Green Lens</li> </ul> |
|--|--|

## More Custom Finishes Available Upon Request

Consult factory for pricing and lead times

### MicroPRIM FINISHES

- SW01 - OAK FINISH
- SW02 - WALNUT FINISH
- SW03- PINE FINISH
- DF - DOUGLAS FIR FINISH
- CW - CHERRY WOOD FINISH
- NW - NATIONAL WALNUT FINISH
- SU01 - CONCRETE FINISH
- SU02 - SOFTSCAPE FINISH
- SU03 - STONE FINISH
- SU04 - CORTEN FINISH
- CSM - Custom Image/Pattern

### MicroPRIM FINISHES

- |  |   |
|--|---|
| <ul style="list-style-type: none"> <li> MP - MAPLE FINISH</li> <li> MHG - MAHOGANY FINISH</li> <li> BH - BEECH FINISH</li> <li> CN - CHESTNUT FINISH</li> <li> WMBL - WHITE MARBLE FINISH</li> <li> MBL - MARBLE FINISH</li> <li> GRNT - GRANITE FINISH</li> <li> BGD - BRUSHED GOLD FINISH</li> <li> BBRZ - BRUSHED BRONZE FINISH</li> <li> CAMO - CAMOUFLAGE FINISH</li> </ul> | <ul style="list-style-type: none"> <li> MP01 - MicroPRIM RAL 9011 Black (Glossy)</li> <li> MP02 - MicroPRIM RAL 7043 Dark Grey (Glossy)</li> <li> MP03 - MicroPRIM RAL 9003 White (Glossy)</li> <li> MP04 - MicroPRIM RAL 9006 Metallic Silver (Glossy)</li> <li> MP05 - MicroPRIM RAL 9006 Matte Silver (Matte/Textured)</li> <li> MP06 - MicroPRIM Ligman Bronze (Glossy)</li> <li> MP07 - MicroPRIM Custom Color (Glossy)</li> </ul> |
|--|---|



MicroPRIM Finish