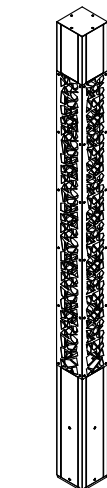
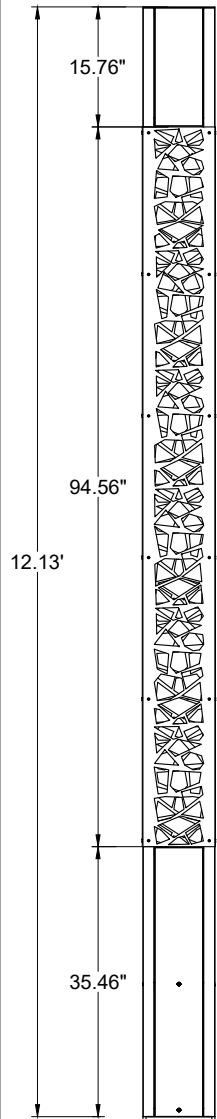




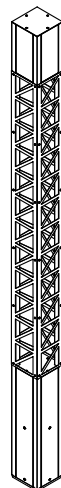
PRODUCT DRAWING (DIMENSIONS)



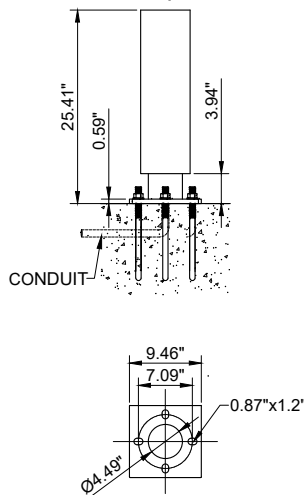
UVA-20281
Vancouver 60 With
Opal Lens
9.4" Square



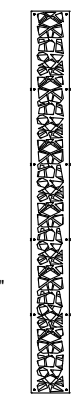
UVA-20282
Vancouver 61 With
Opal Lens
9.4" Square



UVA-20283
Vancouver 62 With
Opal Lens
9.4" Square



MOUNTING DETAIL



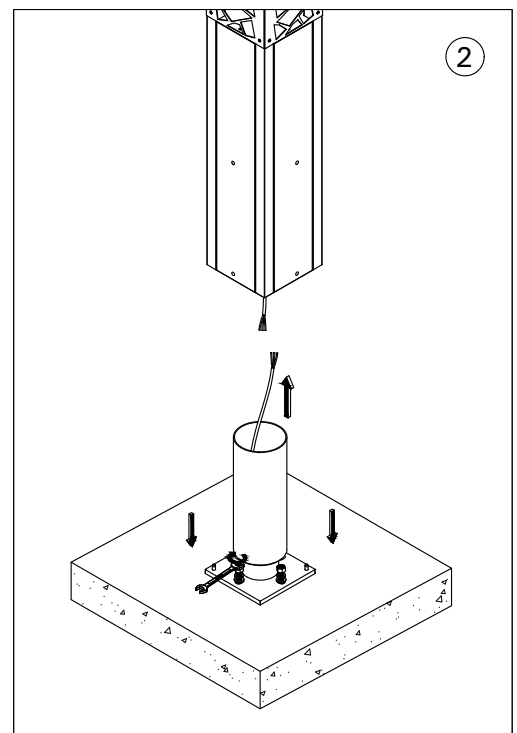
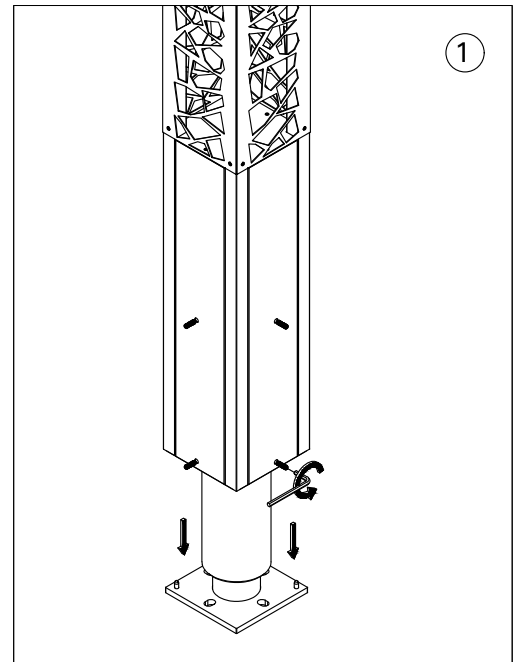
UVA-20281



UVA-20282



UVA-20283



1. WIRING INSTRUCTIONS **Warning** : RISK OF FIRE AND ELECTRICAL SHOCK. : FIXTURE MUST BE INSTALLED BY A QUALIFIED ELECTRICIAN ONLY>FIXTURE IS INTENDED FOR INSTALLATION IN ACCORDANCE WITH THE NATIONAL ELECTRICAL CODE, LOCAL AND FEDERAL CODE SPECIFICATIONS. DISCONNECT POWER BEFORE SERVICING.

2. This fixture has a VOLTAGE SPECIFIC BALLAST, Check that the supply voltage is the same as the installed ballast voltage.

7144 NE Progress Court, Hillsboro
Oregon, 97124, USA
Tel : 503 645 0500 | Fax : 503 645 8100

UVA-20281 16/10/2024 REV.0
1/2

FM-TS-13-1/13-05-2563/Rev.6

