

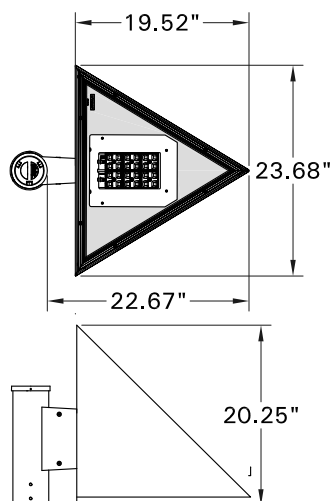
# INSTALLATION AND SERVICE MANUAL



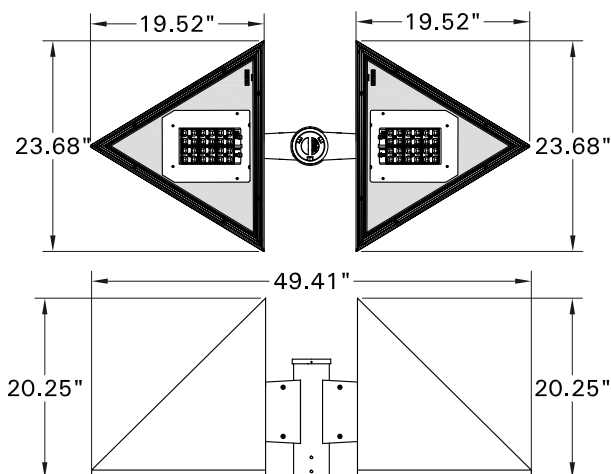
For installation of Triangle single small streetlighting and area lighting luminaire  
Model. UTR-96141-UTR-96142, UTR-96151-UTR-96152.

## Product drawing (dimensions)

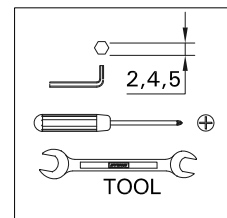
## SUITABLE FOR WET LOCATIONS



UTR-96141-UTR-96142

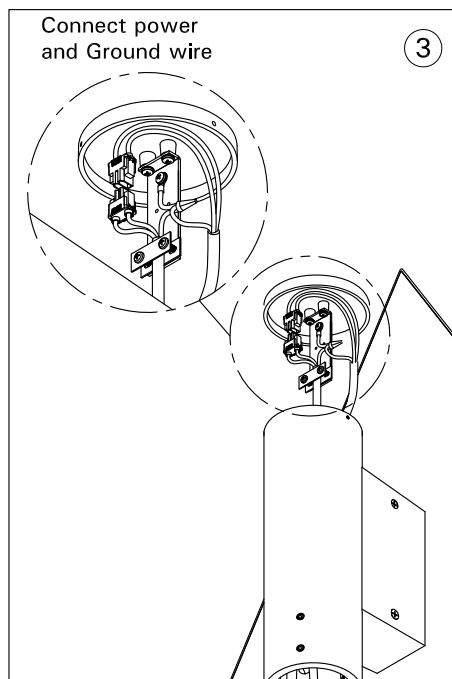
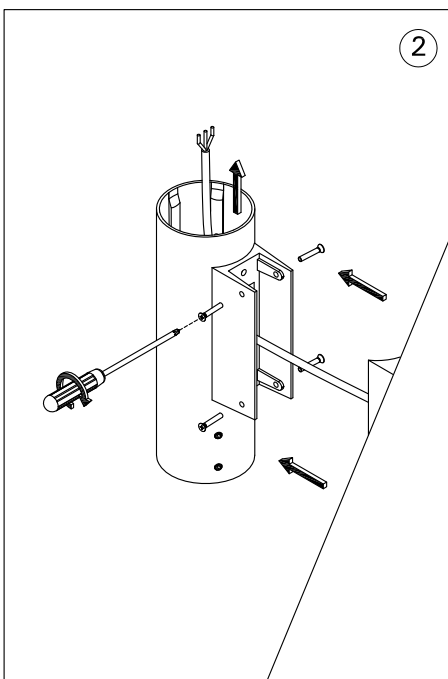
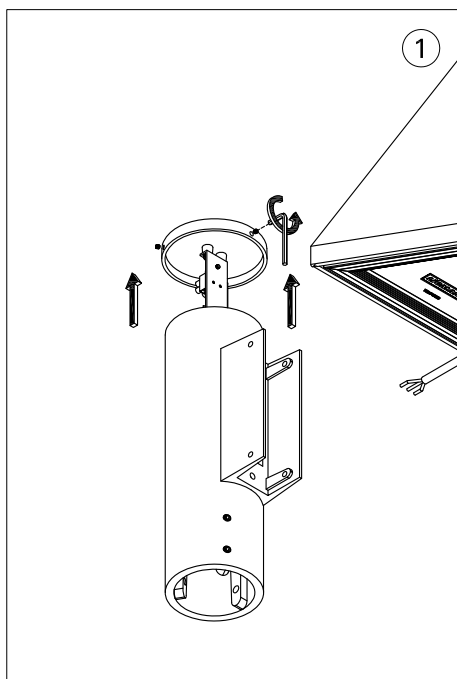


UTR-96151-UTR-96152



Ø2.36"x3.52"

SPIGOT POST TOP



### Notice to installer :

1. **WIRING INSTRUCTIONS** Warning : RISK OF FIRE AND ELECTRICAL SHOCK : FIXTURE MUST BE INSTALLED BY A QUALIFIED ELECTRICIAN ONLY>FIXTURE IS INTENDED FOR INSTALLATION IN ACCORDANCE WITH THE NATIONAL ELECTRICAL CODE, LOCAL AND FEDERAL CODE SPECIFICATIONS. DISCONNECT POWER BEFORE SERVICING.
2. This fixture has a **VOLTAGE SPECIFIC BALLAST**, Check that the supply voltage is the same as the installed ballast voltage.

**Ligman Lighting USA**

7144 NW Progress Court, Hillsboro  
Oregon, 97124, USA  
Tel : 503 645 0500 | Fax : 503 645 8100

[www.ligmanlightingusa.com](http://www.ligmanlightingusa.com)

ISO 9001  
ISO 14001  
BUREAU VERITAS  
Certification



UTR-96141 09/09/17/REV.0 1/2 KIE

FM-TS-13/25-05-2007-REV.2

