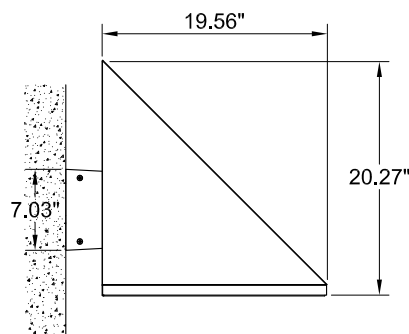
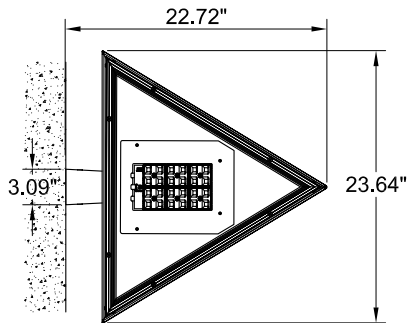


INSTALLATION AND SERVICE MANUAL

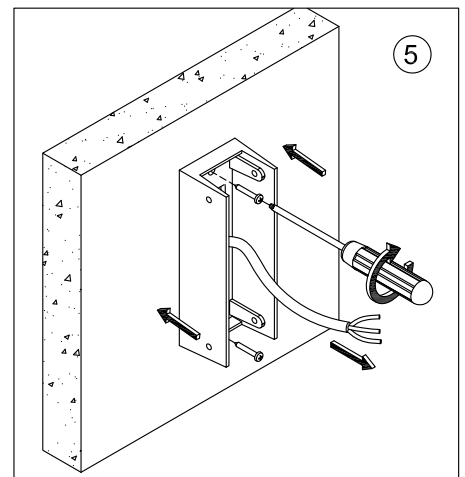
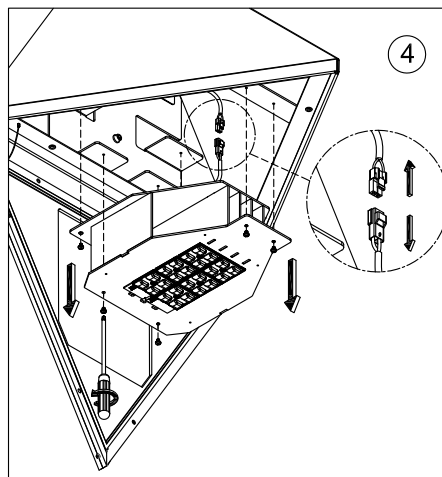
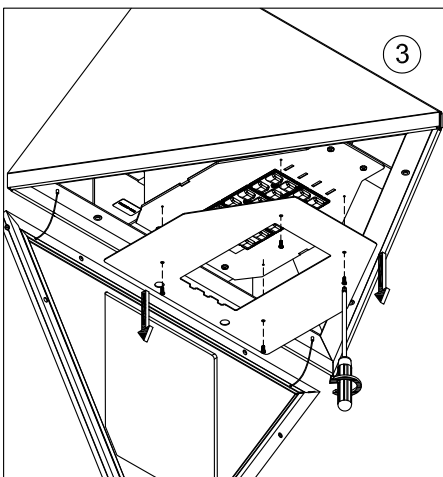
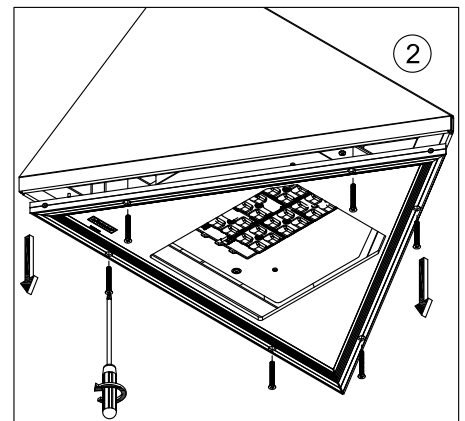
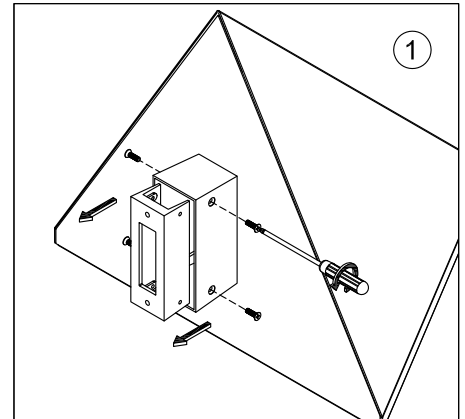
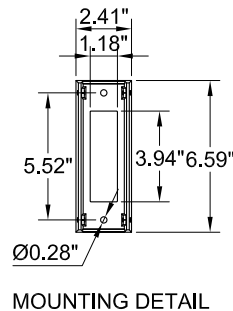
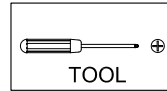


For installation of Triangle HP LED wall area light distribution type II,III,IV.
Model. UTR-31711-12,UTR-31721-22, UTR-31731-32.

Product drawing (dimensions)



SUITABLE FOR WET LOCATIONS



Notice to installer :

- 1.WIRING INSTRUCTIONS** Warning : RISK OF FIRE AND ELECTRICAL SHOCK. : FIXTURE MUST BE INSTALLED BY A QUALIFIED ELECTRICIAN ONLY>FIXTURE IS INTENDED FOR INSTALLATION IN ACCORDANCE WITH THE NATIONAL ELECTRICAL CODE, LOCAL AND FEDERAL CODE SPECIFICATIONS. DISCONNECT POWER BEFORE SERVICING.
- 2.This fixture has a VOLTAGE SPECIFIC BALLAST**,Check that the supply voltage is the same as the installed ballast voltage.

Ligman Lighting USA

7144 NW Progress Court, Hillsboro
Oregon, 97124, USA
Tel : 503 645 0500 | Fax : 503 645 8100

www.ligmanlightingusa.com

UTR-31711 07/11/15/REV.0
1/2



FM-TS-13/25-05-2007-REV.2

