

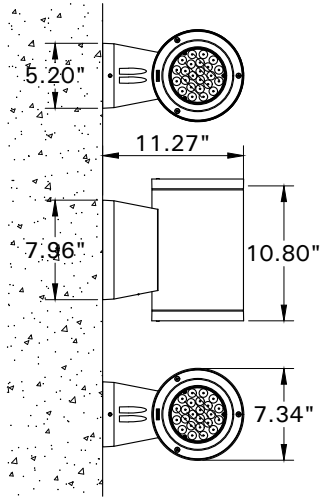
INSTALLATION AND SERVICE MANUAL

LIGMAN
LIGHTING USA

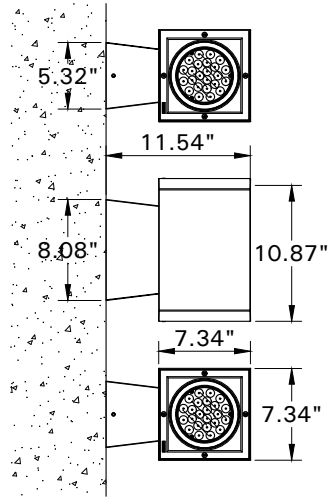
For Installation of Tango cylindrical square wall down light LED.
Model. UTA-31831 , UTA-31851

Product drawing (dimensions)

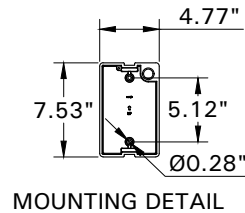
SUITABLE FOR WET LOCATIONS



UTA-31831



UTA-31851

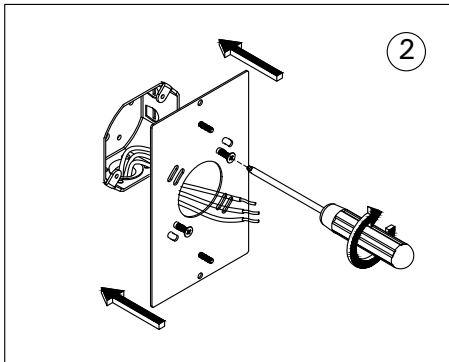
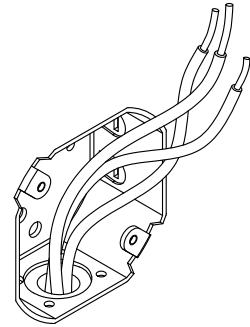


MOUNTING DETAIL

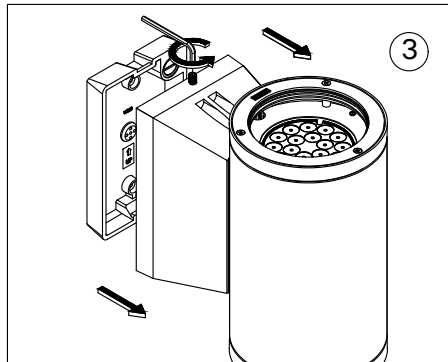
NOTE

Mounts over
Junction box.

①



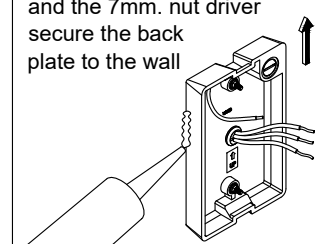
②



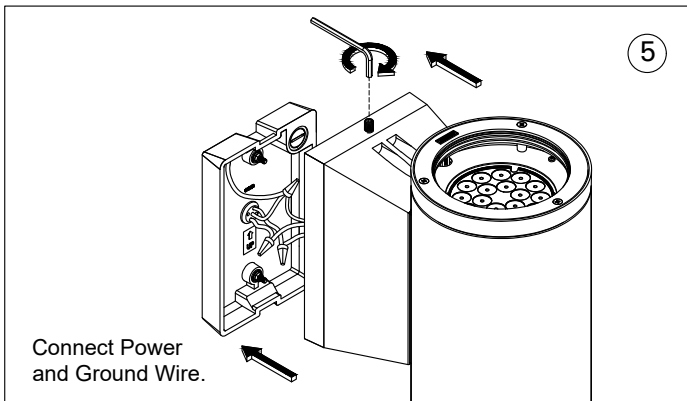
③

Using the nylon washers
and the 7mm. nut driver
secure the back
plate to the wall

④

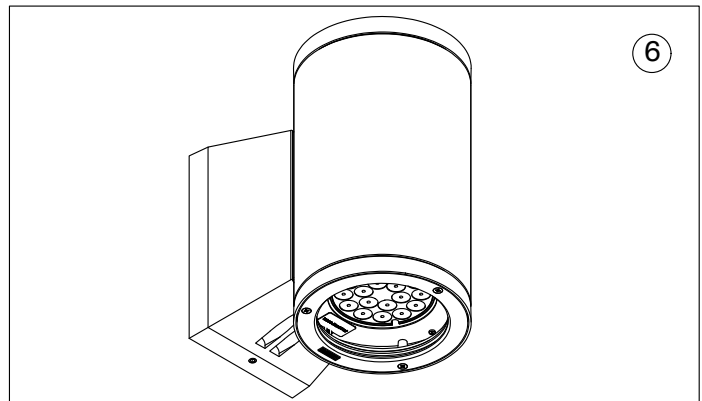


Ensure watertight seal using UL
approved silicone based sealant.



⑤

Connect Power
and Ground Wire.



⑥

Notice to installer :

1.WIRING INSTRUCTIONS Warning : RISK OF FIRE AND ELECTRICAL SHOCK. : FIXTURE MUST BE INSTALLED BY A QUALIFIED ELECTRICIAN ONLY>FIXTURE IS INTENDED FOR INSTALLATION IN ACCORDANCE WITH THE NATIONAL ELECTRICAL CODE, LOCAL AND FEDERAL CODE SPECIFICATIONS. DISCONNECT POWER BEFORE SERVICING.

2.This fixture has a VOLTAGE SPECIFIC BALLAST,Check that the supply voltage is the same as the installed ballast voltage.

Ligman Lighting USA

7144 NE Progress Court, Hillsboro
Oregon, 97124, USA
Tel : 503 645 0500 | Fax : 503 645 8100

www.ligmanlightingusa.com

UTA-31831 14/08/24 REV_1
1/1

FM-TS-13-1/13-05-2563/Rev.6