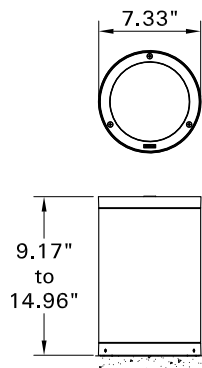


INSTALLATION AND SERVICE MANUAL

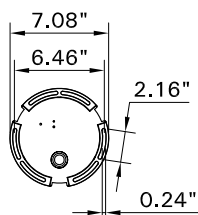


For installation of Paragon Onground uplight cylindrical dia 7.32" and square 7.32"
Model. UPR-50311, UPR-50313-50319 and UPR-50331, UPR-50333-50339.

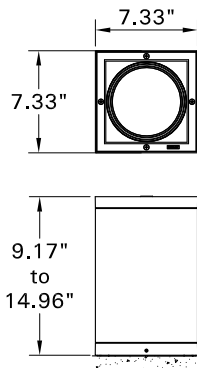
Product drawing (dimensions) SUITABLE FOR WET LOCATIONS



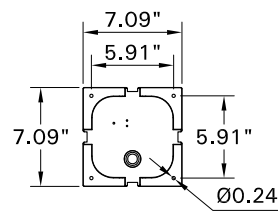
UPR-50311,
UPR-50313-UPR-50319



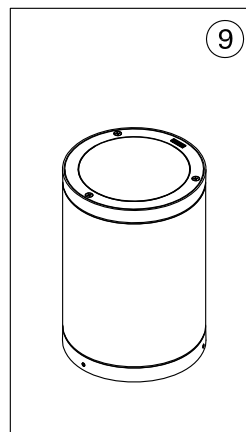
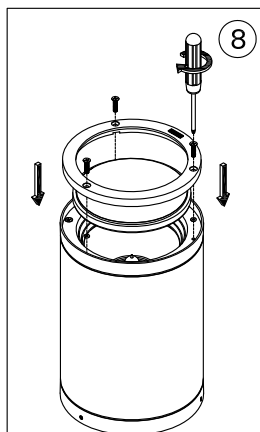
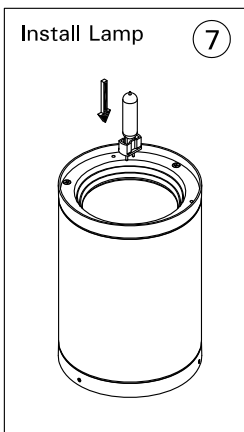
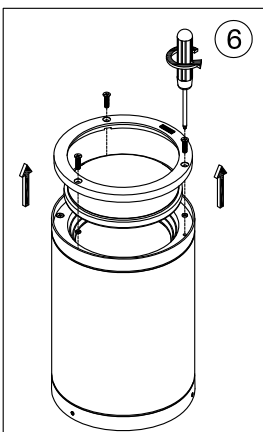
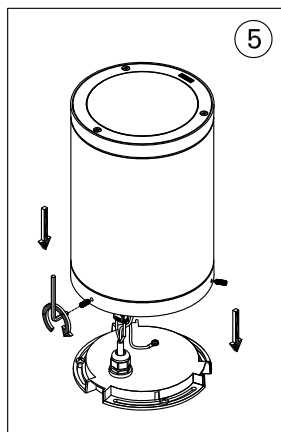
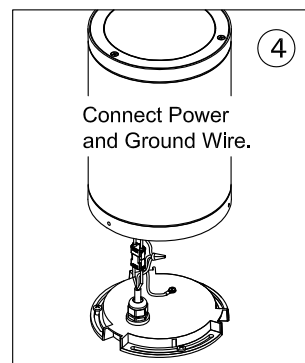
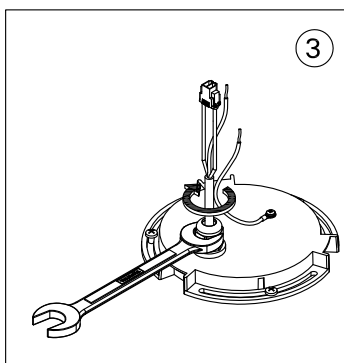
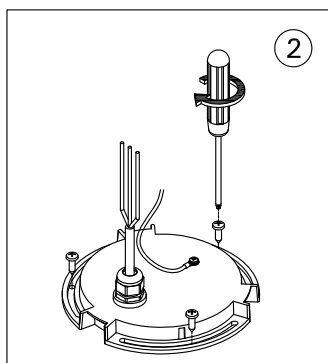
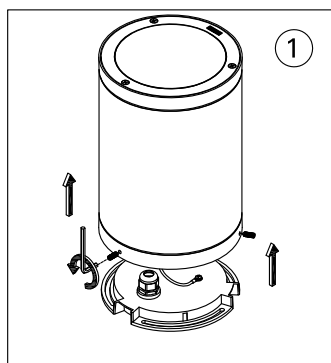
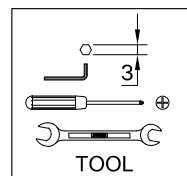
MOUNTING DETAIL



UPR-50331,
UPR-50333-UPR-50339



MOUNTING DETAIL



Notice to installer :

- 1.WIRING INSTRUCTIONS** Warning : RISK OF FIRE AND ELECTRICAL SHOCK. : FIXTURE MUST BE INSTALLED BY A QUALIFIED ELECTRICIAN ONLY>FIXTURE IS INTENDED FOR INSTALLATION IN ACCORDANCE WITH THE NATIONAL ELECTRICAL CODE, LOCAL AND FEDERAL CODE SPECIFICATIONS. DISCONNECT POWER BEFORE SERVICING.
- 2.This fixture has a VOLTAGE SPECIFIC BALLAST,Check that the supply voltage is the same as the installed ballast voltage.**

Ligman Lighting USA

7144 NW Progress Court, Hillsboro
Oregon, 97124, USA
Tel : 503 645 0500 | Fax : 503 645 8100

www.ligmanlightingusa.com

UPR-50311 14/10/13 REV.0
1/1



FM-TS-13/25-05-2007-REV.2