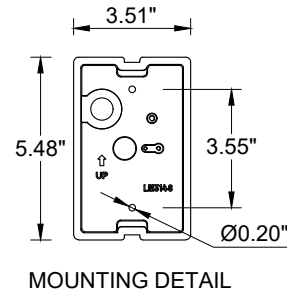
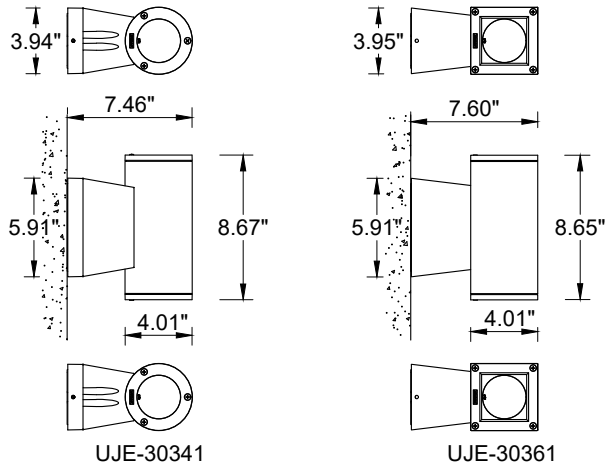


# INSTALLATION AND SERVICE MANUAL

## For Installation of Jet Cylindrical and Square Wall Up-Down Light COB Model. UJE-30341 and UJE-30361

### Product drawing (dimensions)

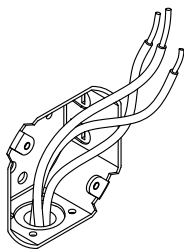
SUITABLE FOR WET LOCATIONS



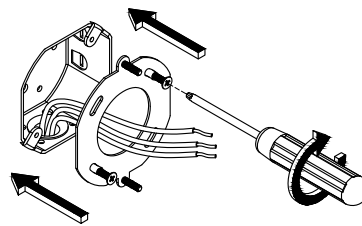
MOUNTING DETAIL

### NOTE

Mounts over  
Junction box.



1

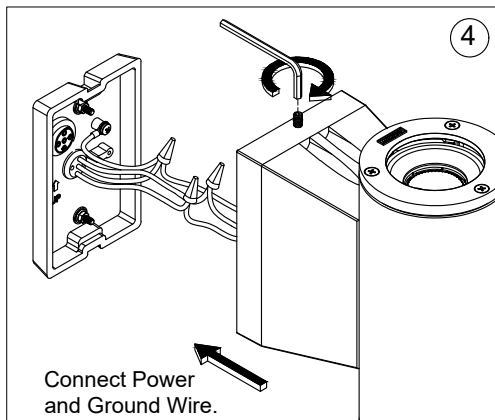


2

Using the nylon washers  
and the 7mm. nut driver  
secure the back  
plate to the wall

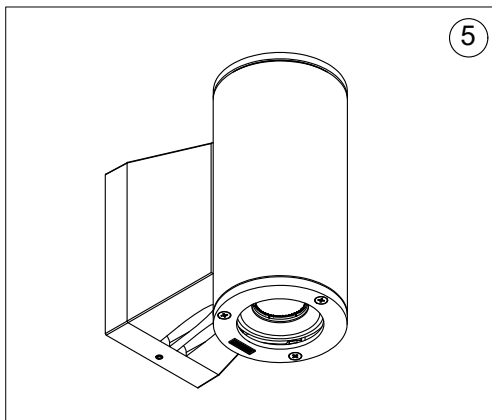
Ensure Orange  
Rubber Grommet  
is used to Create a  
Water Tight Seal  
Ensure watertight seal using UL  
approved silicone based sealant.

3  
UP



4

Connect Power  
and Ground Wire.



5

### Notice to Installer

#### Wiring Instruction ⚠ Warning:

- Risk of Fire and Electrical Shock, This fixture must be installed only by a qualified electrician, Installation must adhere to the National Electrical Code (NEC) and all applicable local and federal regulations.
- Always disconnect power before servicing the fixture.

Ligman Lighting USA