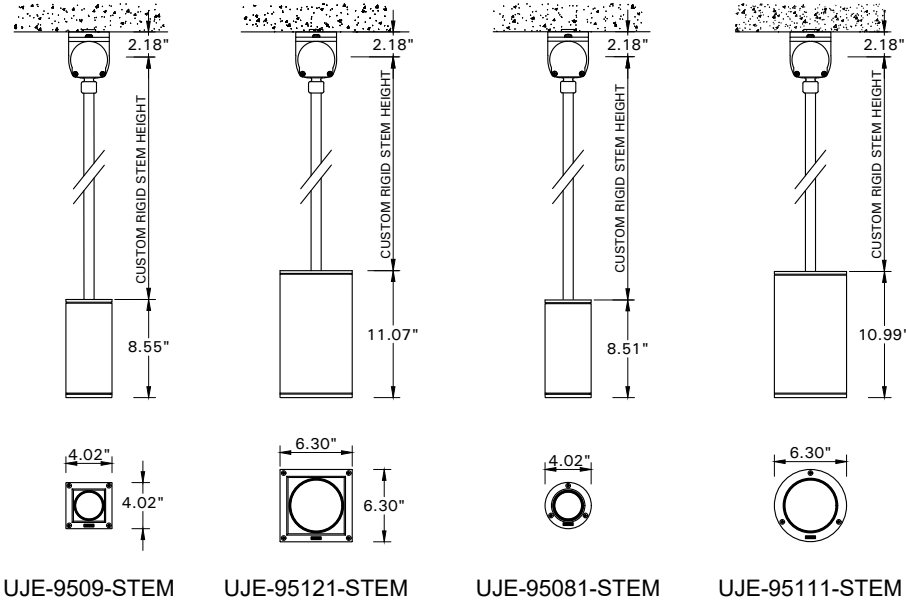


# INSTALLATION AND SERVICE MANUAL

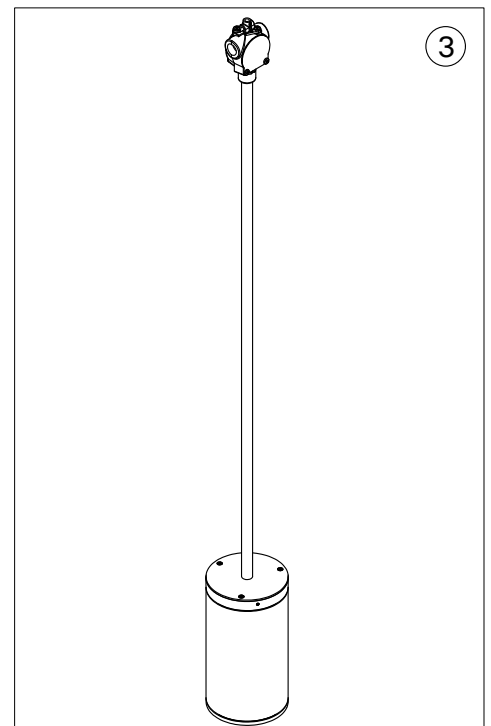
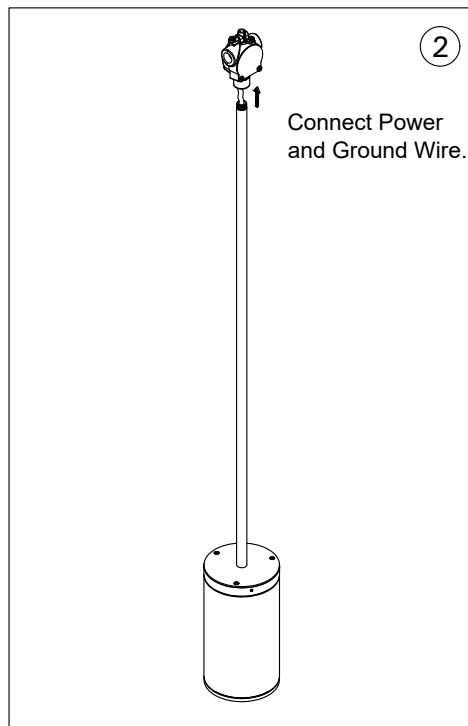
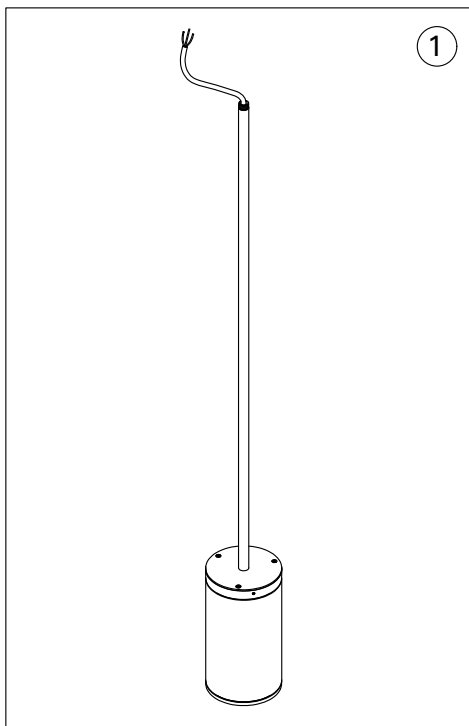
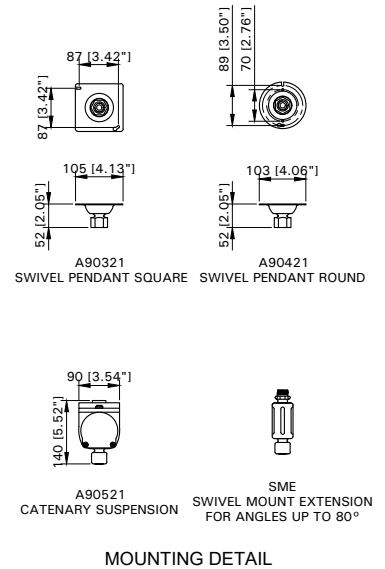
**LIGMAN**  
LIGHTING USA

For installation of Jet 43,44,45,46 Square and Cylindrical Swivel Pendant Down Light.  
Model. UJE-95081-STEM, UJE-95091-STEM, UJE-95111-STEM, and UJE-95121-STEM

## Product drawing (dimensions)



## SUITABLE FOR WET LOCATIONS



## Notice to installer :

- 1.WIRING INSTRUCTIONS** Warning : RISK OF FIRE AND ELECTRICAL SHOCK. : FIXTURE MUST BE INSTALLED BY A QUALIFIED ELECTRICIAN ONLY>FIXTURE IS INTENDED FOR INSTALLATION IN ACCORDANCE WITH THE NATIONAL ELECTRICAL CODE, LOCAL AND FEDERAL CODE SPECIFICATIONS. DISCONNECT POWER BEFORE SERVICING.
- 2.This fixture has a VOLTAGE SPECIFIC BALLAST**,Check that the supply voltage is the same as the installed ballast voltage.

**Ligman Lighting USA**

7144 NE Progress Court, Hillsboro  
Oregon, 97124, USA  
Tel : 503 645 0500 | Fax : 503 645 8100