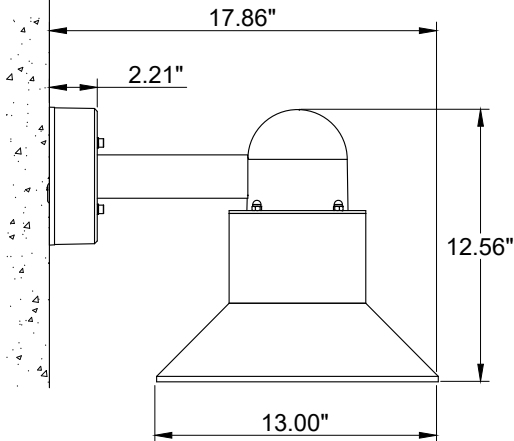


# INSTALLATION AND SERVICE MANUAL

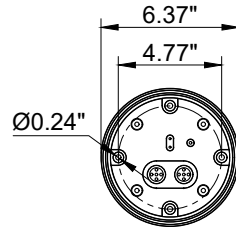
**LIGMAN**  
LIGHTING USA

For installation of Duomo small shade wall light COB.  
Model. UDU-30123-DARK SKY

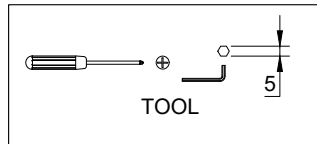
Product drawing (dimensions)



SUITABLE FOR WET LOCATIONS

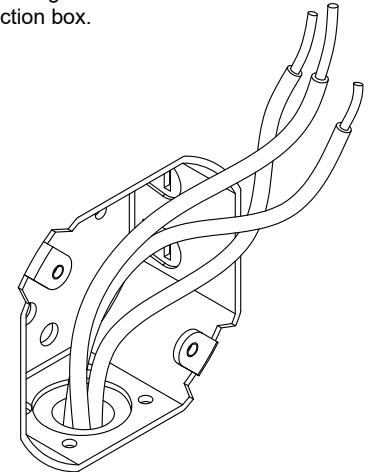


MOUNTING DETAIL



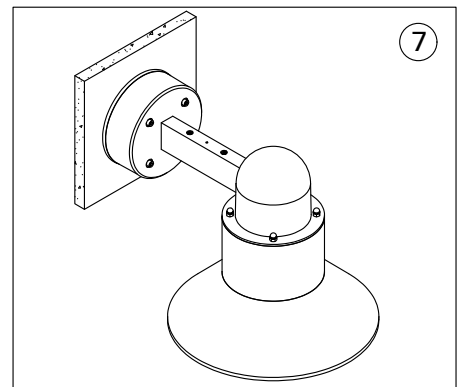
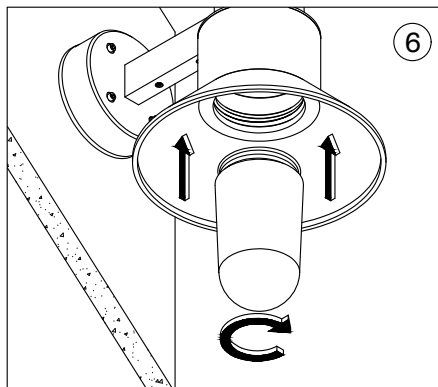
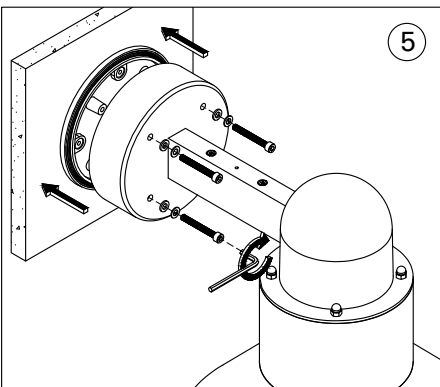
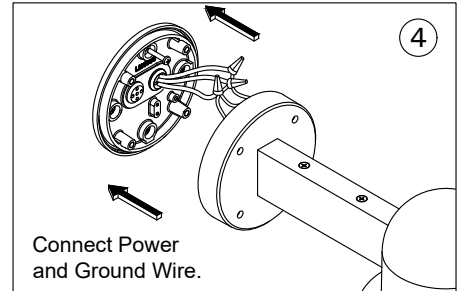
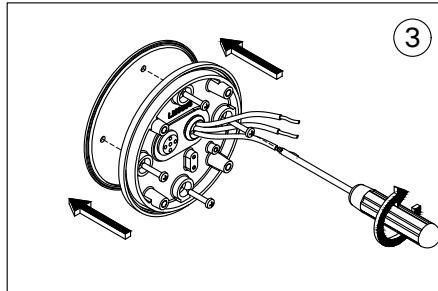
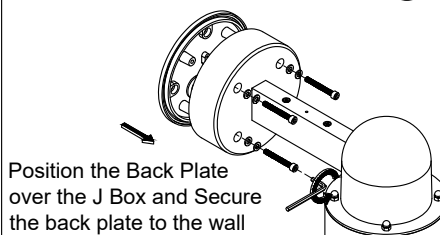
**NOTE**

Mounts over  
a 3" Octagonal  
Junction box.



Install Gasket between wall  
and Back Plate.

Position the Back Plate  
over the J Box and Secure  
the back plate to the wall



**Notice to installer :**

- 1.WIRING INSTRUCTIONS** Warning : RISK OF FIRE AND ELECTRICAL SHOCK. : FIXTURE MUST BE INSTALLED BY A QUALIFIED ELECTRICIAN ONLY>FIXTURE IS INTENDED FOR INSTALLATION IN ACCORDANCE WITH THE NATIONAL ELECTRICAL CODE, LOCAL AND FEDERAL CODE SPECIFICATIONS. DISCONNECT POWER BEFORE SERVICING.
- 2.This fixture has a VOLTAGE SPECIFIC BALLAST**,Check that the supply voltage is the same as the installed ballast voltage.

**Ligman Lighting USA**

7144 NE Progress Court, Hillsboro  
Oregon, 97124, USA  
Tel : 503 645 0500 | Fax : 503 645 8100

www.ligmanlightingusa.com

UDU-30123 22/01/24 REV.0

1/1

FM-TS-13-1/13-05-2563/Rev.6