



## Concord bollard

IP55 ✱ ▲ ▲ / EN 60598/CLASS I ⚡ / ▽ / CE / IK08



### Suitable for wet locations


A decorative bollard with a symmetrical light distribution with options of energy saving compact fluorescent, metal halide and high pressure sodium lamps. Developed to complement the Concord range of pillar light, and wall light luminaires. Designed for various applications including entrances, gardens, precincts and pathways. The LED luminaires have features such as long life, limited maintenance and constant lifetime performance.

### Dark sky compliant

Extruded aluminum column and low copper content die-cast aluminium housing with high corrosion resistance. Stainless steel screws. Durable silicone rubber gasket and opal glass diffuser. Housing is treated with a chemical chromated protection before powder coating, ensuring high corrosion resistance. Integral control gear. The internal control gear is secured in a separate but integral waterproof housing. Maintenance is performed from the top of the luminaire.



TEVA Pharmaceuticals, Opava - Czech Republic



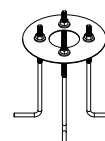
|                            |                                |                            |                                      |                                  |                             |
|----------------------------|--------------------------------|----------------------------|--------------------------------------|----------------------------------|-----------------------------|
| - 01.<br>Black<br>RAL 9011 | - 02.<br>Dark Grey<br>RAL 7043 | - 03.<br>White<br>RAL 9003 | - 04.<br>Metallic Silver<br>RAL 9006 | - 05.<br>Matt Silver<br>RAL 9006 | - 06.<br>Bronze<br>RAL 6014 |
|----------------------------|--------------------------------|----------------------------|--------------------------------------|----------------------------------|-----------------------------|

### Product Family



|                             |                             |                                  |                                  |
|-----------------------------|-----------------------------|----------------------------------|----------------------------------|
| P.322<br>Concord<br>bollard | P.515<br>Concord<br>bollard | P.515<br>Concord<br>pillar light | P.533<br>Concord<br>garden light |
|-----------------------------|-----------------------------|----------------------------------|----------------------------------|

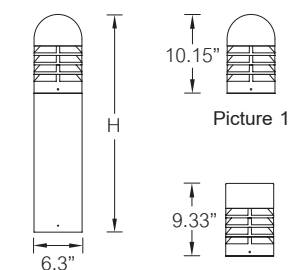
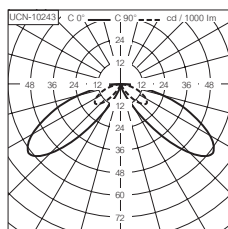
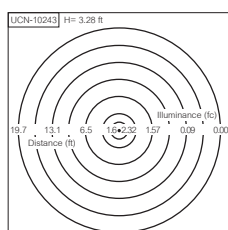
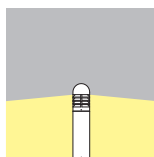
### Accessories



Anchor bolt kit for installation  
A10291



UCN-10241-1

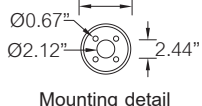


Picture 1

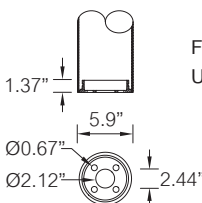
Picture 2



For model No.  
UCN-10231-10237  
UCN-10241-10247



For model No.  
UCN-10151-70157



Mounting detail

## Concord bollard

| Model No.   | Lamp                 | Holder    | Lumen          | Weight   | (H) Height | Picture |
|-------------|----------------------|-----------|----------------|----------|------------|---------|
| UCN-10231-1 | CFQ 18w.             | G24q-2    | 1075           | 15.6 lb. | 29.13"     | 1       |
| UCN-10232-1 | CFQ 26w.CFTR 32/42w. | Gx24q-3/4 | 1550/2040/2720 | 15.8 lb. | 29.13"     | 1       |
| UCN-10233-1 | PMH-ED17 50w.        | MED       | 2100           | 17.6 lb. | 29.13"     | 1       |
| UCN-10234-1 | PMH-ED17 70w.        | MED       | 4000           | 17.6 lb. | 29.13"     | 1       |
| UCN-10235-1 | HPS-ED17 50w.        | MED       | 3600           | 17.2 lb. | 29.13"     | 1       |
| UCN-10236-1 | HPS-ED17 70w.        | MED       | 5450           | 17.2 lb. | 29.13"     | 1       |
| UCN-10231-2 | CFQ 18w.             | G24q-2    | 1075           | 15.6 lb. | 28.3"      | 2       |
| UCN-10232-2 | CFQ 26w.CFTR 32/42w. | Gx24q-3/4 | 1550/2040/2720 | 15.8 lb. | 28.3"      | 2       |
| UCN-10233-2 | PMH-ED17 50w.        | MED       | 2100           | 17.6 lb. | 28.3"      | 2       |
| UCN-10234-2 | PMH-ED17 70w.        | MED       | 4000           | 17.6 lb. | 28.3"      | 2       |
| UCN-10235-2 | HPS-ED17 50w.        | MED       | 3600           | 17.2 lb. | 28.3"      | 2       |
| UCN-10236-2 | HPS-ED17 70w.        | MED       | 5450           | 17.2 lb. | 28.3"      | 2       |
| UCN-10241-1 | CFQ 18w.             | G24q-2    | 1075           | 18.7 lb. | 41.14"     | 1       |
| UCN-10242-1 | CFQ 26w.CFTR 32/42w. | Gx24q-3/4 | 1550/2040/2720 | 18.9 lb. | 41.14"     | 1       |
| UCN-10243-1 | PMH-ED17 50w.        | MED       | 2100           | 20.5 lb. | 41.14"     | 1       |
| UCN-10244-1 | PMH-ED17 70w.        | MED       | 4000           | 20.5 lb. | 41.14"     | 1       |
| UCN-10245-1 | HPS-ED17 50w.        | MED       | 3600           | 20.2 lb. | 41.14"     | 1       |
| UCN-10246-1 | HPS-ED17 70w.        | MED       | 5450           | 20.2 lb. | 41.14"     | 1       |
| UCN-10241-2 | CFQ 18w.             | G24q-2    | 1075           | 18.7 lb. | 40.3"      | 2       |
| UCN-10242-2 | CFQ 26w.CFTR 32/42w. | Gx24q-3/4 | 1550/2040/2720 | 18.9 lb. | 40.3"      | 2       |
| UCN-10243-2 | PMH-ED17 50w.        | MED       | 2100           | 20.5 lb. | 40.3"      | 2       |
| UCN-10244-2 | PMH-ED17 70w.        | MED       | 4000           | 20.5 lb. | 40.3"      | 2       |
| UCN-10245-2 | HPS-ED17 50w.        | MED       | 3600           | 20.2 lb. | 40.3"      | 2       |
| UCN-10246-2 | HPS-ED17 70w.        | MED       | 5450           | 20.2 lb. | 40.3"      | 2       |

## Concord bollard LED

| Model No.       | Lamp  | Light output | LED colour | Power W | Weight   | (H) Height | Picture | Dimmable 1-10v |
|-----------------|-------|--------------|------------|---------|----------|------------|---------|----------------|
| UCN-10237-1-W27 | 1 LED | 164 lm       | 2700K      | 40      | 15.6 lb. | 29.13"     | 1       | •              |
| UCN-10237-1-W30 | 1 LED | 175 lm       | 3000K      | 40      | 15.6 lb. | 29.13"     | 1       | •              |
| UCN-10237-1-W40 | 1 LED | 218 lm       | 4000K      | 40      | 15.6 lb. | 29.13"     | 1       | •              |
| UCN-10237-2-W27 | 1 LED | 164 lm       | 2700K      | 40      | 15.6 lb. | 28.3"      | 2       | •              |
| UCN-10237-2-W30 | 1 LED | 175 lm       | 3000K      | 40      | 15.6 lb. | 28.3"      | 2       | •              |
| UCN-10237-2-W40 | 1 LED | 218 lm       | 4000K      | 40      | 15.6 lb. | 28.3"      | 2       | •              |
| UCN-10247-1-W27 | 1 LED | 164 lm       | 2700K      | 40      | 18.7 lb. | 41.14"     | 1       | •              |
| UCN-10247-1-W30 | 1 LED | 175 lm       | 3000K      | 40      | 18.7 lb. | 41.14"     | 1       | •              |
| UCN-10247-1-W40 | 1 LED | 218 lm       | 4000K      | 40      | 18.7 lb. | 41.14"     | 1       | •              |
| UCN-10247-2-W27 | 1 LED | 164 lm       | 2700K      | 40      | 18.7 lb. | 40.3"      | 2       | •              |
| UCN-10247-2-W30 | 1 LED | 175 lm       | 3000K      | 40      | 18.7 lb. | 40.3"      | 2       | •              |
| UCN-10247-2-W40 | 1 LED | 218 lm       | 4000K      | 40      | 18.7 lb. | 40.3"      | 2       | •              |

## Concord pillar light

| Model No.   | Lamp                 | Holder    | Lumen          | Weight   | (H) Height | Picture |
|-------------|----------------------|-----------|----------------|----------|------------|---------|
| UCN-70151-1 | CFQ 18w.             | G24q-2    | 1075           | 13.0 lb. | 18.42"     | 1       |
| UCN-70152-1 | CFQ 26w.CFTR 32/42w. | Gx24q-3/4 | 1550/2040/2720 | 13.2 lb. | 18.42"     | 1       |
| UCN-70153-1 | PMH-ED17 50w.        | MED       | 2100           | 16.0 lb. | 18.42"     | 1       |
| UCN-70154-1 | PMH-ED17 70w.        | MED       | 4000           | 16.0 lb. | 18.42"     | 1       |
| UCN-70155-1 | HPS-ED17 50w.        | MED       | 3600           | 15.8 lb. | 18.42"     | 1       |
| UCN-70156-1 | HPS-ED17 70w.        | MED       | 5450           | 15.8 lb. | 18.42"     | 1       |
| UCN-70151-2 | CFQ 18w.             | G24q-2    | 1075           | 13.0 lb. | 17.59"     | 2       |
| UCN-70152-2 | CFQ 26w.CFTR 32/42w. | Gx24q-3/4 | 1550/2040/2720 | 13.2 lb. | 17.59"     | 2       |
| UCN-70153-2 | PMH-ED17 50w.        | MED       | 2100           | 16.0 lb. | 17.59"     | 2       |
| UCN-70154-2 | PMH-ED17 70w.        | MED       | 4000           | 16.0 lb. | 17.59"     | 2       |
| UCN-70155-2 | HPS-ED17 50w.        | MED       | 3600           | 15.8 lb. | 17.59"     | 2       |
| UCN-70156-2 | HPS-ED17 70w.        | MED       | 5450           | 15.8 lb. | 17.59"     | 2       |

## Concord pillar light LED

| Model No.       | Lamp  | Light output | LED colour | Power W | Weight   | (H) Height | Picture | Dimmable 1-10v |
|-----------------|-------|--------------|------------|---------|----------|------------|---------|----------------|
| UCN-70157-1-W27 | 1 LED | 164 lm       | 2700K      | 40      | 13.0 lb. | 18.42"     | 1       | •              |
| UCN-70157-1-W30 | 1 LED | 175 lm       | 3000K      | 40      | 13.0 lb. | 18.42"     | 1       | •              |
| UCN-70157-1-W40 | 1 LED | 218 lm       | 4000K      | 40      | 13.0 lb. | 18.42"     | 1       | •              |
| UCN-70157-2-W27 | 1 LED | 164 lm       | 2700K      | 40      | 13.0 lb. | 17.59"     | 2       | •              |
| UCN-70157-2-W30 | 1 LED | 175 lm       | 3000K      | 40      | 13.0 lb. | 17.59"     | 2       | •              |
| UCN-70157-2-W40 | 1 LED | 218 lm       | 4000K      | 40      | 13.0 lb. | 17.59"     | 2       | •              |



(1) Dome top



(2) Flat top