

# UMV-30002

## Marvik 1 Surface Downlight



### Construction

**Aluminum**  
Less than 0.1% copper content – Marine Grade 6060 extruded & LM6 Aluminum High Pressure die casting provides excellent mechanical strength, clean detailed product lines and excellent heat dissipation.

**Pre paint**  
8 step de-grease and phosphate process that includes deoxidizing and etching as well as a zinc and nickel phosphate process before product painting.

**Memory Retentive -Silicon Gasket**  
Provided with special injection molded "fit for purpose" long life high temperature memory retentive silicon gaskets. Maintains the gaskets exact profile and seal over years of use and compression.

**Thermal management**  
LM6 Aluminum is used for its excellent mechanical strength and thermal dissipation properties in low and high ambient temperatures. The superior thermal heat sink design by Ligman used in conjunction with the driver, controls thermal below critical temperature range to ensure maximum luminous flux output, as well as providing long LED service life and ensuring less than 10% lumen depreciation at 50,000 hours.

**Surge Suppression**  
Standard 10kv surge suppressor provided with all fixtures.

**BUG Rating**  
B1 - U0 - G0

**Finishing**  
All Ligman products go through an extensive finishing process that includes fettling to improve paint adherence.

**Paint**  
UV Stabilized 4.9mil thick powder coat paint and baked at 200 Deg C. This process ensures that Ligman products can withstand harsh environments. Rated for use in natatoriums.

**Inspired by Nature Finishes**  
The Inspired by nature Finishing is a unique system of decorative powder coating. Our metal decoration process can easily transform the appearance of metal or aluminum product into a wood grain finish.

This patented technology enables the simulation of wood grain, and even marble or granite finish through the use of decorative powder coating.

The wood grain finish is so realistic that it's almost undistinguishable from real wood, even from a close visual inspection. The system of coating permeates the entire thickness of the coat and as a result, the coating cannot be removed by normal rubbing, chipping, or scratching.

**The Coating Process**  
After pre-treatment the prepared parts are powder coated with a specially formulated polyurethane powder. This powder provides protection against wear, abrasion, impact and corrosion and acts as the relief base color for the finalized metal decoration.

The component is then wrapped with a sheet of non-porous film with the selected decoration pattern printed on it using special high temperature inks.

This printed film transfer is vacuum-sealed to the surface for a complete thermo print and then transferred into a customized oven. The oven transforms the ink into different forms within the paint layer before it becomes solid. Finally, the film is removed, and a vivid timber look on aluminum remains.

Wood grain coating can create beautiful wood-looking products of any sort. There are over 300 combinations of designs currently in use. Wood grains can be made with different colors, designs, etc.

Our powder coatings are certified for indoor and outdoor applications and are backed by a comprehensive warranty. These coatings rise to the highest conceivable standard of performance excellence and design innovation.

- Added Benefits**
- Resistance to salt-acid room, accelerated aging
  - Boiling water, lime and condensed water resistant
  - Anti-Graffiti, Anti-Slip, Anti-Microbial, Anti-Scratch
  - Super durable (UV resistant)
  - TGIC free (non-toxic)

**Hardware**  
Provided Hardware is Marine grade 316 Stainless steel.

**Anti Seize Screw Holes**  
Tapped holes are infused with a special anti seize compound designed to prevent seizure of threaded connections, due to electrolysis from heat, corrosive atmospheres and moisture.

**Crystal Clear Low Iron Glass Lens**  
Provided with tempered, impact resistant crystal clear low iron glass ensuring no green glass tinge.

**Optics & LED**  
Precise optic design provides exceptional light control and precise distribution of light.  
LED CRI > 80

**Lumen - Maintenance Life**  
L80 /B10 at 50,000 hours (This means that at least 90% of the LED still achieve 80% of their original flux)

**Cylindrical, single or double-sided wall family. Compact and decorative appearance belies powerful outputs and technical optics for perfect task illumination**

A stunning new waterproof & dust proof wall cylinder range, designed with no visible fasteners, a one-piece body and integrated driver housing.

This smart mechanical modern designed luminaire with cylindrical body provides a stylish solution to wall mounted cylinders.

This innovative design houses a variety of COB wattages to suit designer's specific requirements as well as a selection of field interchangeable reflector optics, that include narrow, medium, wide and very wide distributions. This series is available in 3 different diameters, namely 3", 4" & 6" to suit lighting design requirements.

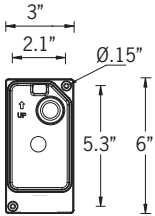
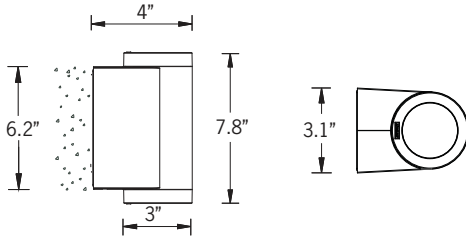
These luminaires are suitable for various facade lighting requirements along with accent lighting, building columns and architectural highlighting etc. The Marvik 1 protrudes 4" from the wall, making this product suitable for ADA applications.

This luminaire range can be provided with a bayonet lock baffle to reduce glare, as well as a frosted lens option. The SCE surface conduit entry box option can be provided as an option for an attractive solution to surface conduit entry.

Ligman can also provide custom made boxes to fit on a round surface like a column, pillar or pole.

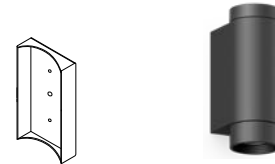
To meet International Dark Sky criteria, 3000k or warmer LEDs must be selected and luminaire fix mounted (+/- 15° allowable to permit leveling).

20w COB 1674 Lumens  
IP65 • Suitable For Wet Locations  
IK08 • Impact Resistant (Vandal Resistant)  
Weight 3.5 lbs



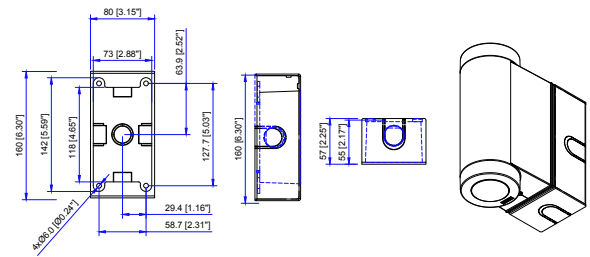
Mounting Detail

### Additional Options (Consult Factory For Pricing)



RPA  
Round Pole Adapter

B  
Baffle



SCBT  
Surface Conduit Box Trim

NOTE: This trim covers a shallow single gang, surface mount junction box [Provided by contractor]  
Example: Hubbell - 5322-0 - 1-Gang Weatherproof Box, Five 1/2" in. Threaded Outlets - or - 5332-0 - 1-Gang Weatherproof Box, Five 3/4 in. Threaded Outlets

# UMV-30002

## Marvik 1 Surface Downlight

<b>PROJECT</b>		<b>DATE</b>	
----------------	--	-------------	--

<b>QUANTITY</b>		<b>TYPE</b>		<b>NOTE</b>	
-----------------	--	-------------	--	-------------	--

ORDERING EXAMPLE || UMV - 30002 - 20w - M - W30 - 02 - 120/277v - Options

<b>UMV-30002</b>					
<b>LAMP</b>	<b>BEAM</b>	<b>LED COLOR</b>	<b>FINISH COLOR</b>	<b>VOLTAGE</b>	

20w COB  
1674 Lumens

N - Narrow 23°  
M - Medium 25°  
W - Wide 37°  
VW - Very Wide 71°

W27 - 2700K   
W30 - 3000K   
W35 - 3500K  
W40 - 4000K

01 - BLACK RAL 9011  
02 - DARK GREY RAL 7043  
03 - WHITE RAL 9003  
04 - METALLIC SILVER RAL 9006  
05 - MATTE SILVER RAL 9006  
06 - LIGMAN BRONZE  
07 - CUSTOM RAL



120/277v  
Other - Specify


--	--	--

### ADDITIONAL OPTIONS

- |                                 |                          |
|---------------------------------|--------------------------|
| NAT - Natatorium Rated          | RPA - Round Pole Adapter |
| 4MP - 4" Mounting Plate         | B - Baffle               |
| DIM - 0-10v Dimming             | LSL - Linear Spread Lens |
| SCBT - Surface Conduit Box Trim |                          |

#### INSPIRED BY NATURE FINISHES

- SW01 - OAK FINISH
- SW02 - WALNUT FINISH
- SW03 - PINE FINISH
- DF - DOUGLAS FIR FINISH
- CW - CHERRY WOOD FINISH
- NW - NATIONAL WALNUT FINISH
- SU01 - CONCRETE FINISH
- SU02 - SOFTSCAPE FINISH
- SU03 - STONE FINISH
- SU04 - CORTEN FINISH



THERE IS AN ADDITIONAL COST FOR THESE FINISHES

### More Custom Finishes Available Upon Request

Consult factory for pricing and lead times



# Marvik Product Family



Marvik 1

- UMV-30001-11w-976lm
- UMV-30002-20w-1674lm



Marvik 2

- UMV-30011-20w-1802lm
- UMV-30012-27w-2387lm
- UMV-30013-11w-1132lm



Marvik 3

- UMV-30021-40w-3795lm
- UMV-30022-48w-4622lm
- UMV-30023-20w-1627lm



Marvik 4

- UMV-30031-2x11w-2x976lm



Marvik 5

- UMV-30041-2x13w-2x1245lm
- UMV-30042-2x10w-2x893lm



Marvik 6

- UMV-30051-2x26w-2x2722lm
- UMV-30052-2x20w-2x1627lm

