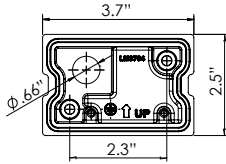
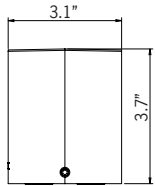
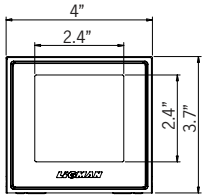


# ULEE-30031

## Leeds 1 Small Surface Up/Downlight



2x5.5w LED 2x570 Lumens  
 IP65 • Suitable For Wet Locations  
 IK07 • Impact Resistant  
 Weight 2.4 lbs



**Mounting Detail**  
 3" or 4" junction box cover plate is available as an option

### Construction

#### Aluminum

Less than 0.1% copper content - Marine Grade 6060 extruded & LM6 Aluminum High Pressure die casting provides excellent mechanical strength, clean detailed product lines and excellent heat dissipation.

#### Pre paint

8 step degrease and phosphate process that includes deoxidizing and etching as well as a zinc and nickel phosphate process before product painting.

#### Memory Retentive -Silicon Gasket

Provided with special injection molded "fit for purpose" long life high temperature memory retentive silicon gaskets. Maintains the gaskets exact profile and seal over years of use and compression.

#### Thermal management

LM6 Aluminum is used for its excellent mechanical strength and thermal dissipation properties in low and high ambient temperatures. The superior thermal heat sink design by Ligman used in conjunction with the driver, controls thermal below critical temperature range to ensure maximum luminous flux output, as well as providing long LED service life and ensuring less than 10% lumen depreciation at 50,000 hours.

#### Surge Suppression

Standard 10kv surge suppressor provided with all fixtures.

#### BUG Rating

Contact Factory

#### Finishing

All Ligman products go through an extensive finishing process that includes fettling to improve paint adherence.

#### Paint

UV Stabilized 4.9Mil thick powder coat paint and baked at 200 Deg C. This process ensures that Ligman products can withstand harsh environments. Rated for use in natatoriums.

#### Inspired by Nature Finishes

The Inspired by nature Finishing is a unique system of decorative powder coating. Our metal decoration process can easily transform the appearance of metal or aluminum product into a wood grain finish.

This patented technology enables the simulation of wood grain, and even marble or granite finish through the use of decorative powder coating.

The wood grain finish is so realistic that it's almost undistinguishable from real wood, even from a close visual inspection. The system of coating permeates the entire thickness of the coat and as a result, the coating cannot be removed by normal rubbing, chipping, or scratching.

#### The Coating Process

After pre-treatment the prepared parts are powder coated with a specially formulated polyurethane powder. This powder provides protection against wear, abrasion, impact and corrosion and acts as the relief base color for the finalized metal decoration.

The component is then wrapped with a sheet of non-porous film with the selected decoration pattern printed on it using special high temperature inks.

This printed film transfer is vacuum-sealed to the surface for a complete thermo print and then transferred into a customized oven. The oven transforms the ink into different forms within the paint layer before it becomes solid. Finally, the film is removed, and a vivid timber look on aluminum remains.

Wood grain coating can create beautiful wood-looking products of any sort. There are over 300 combinations of designs currently in use. Wood grains can be made with different colors, designs, etc.

Our powder coatings are certified for indoor and outdoor applications and are backed by a comprehensive warranty. These coatings rise to the highest conceivable standard of performance excellence and design innovation.

#### Added Benefits

- Resistance to salt-acid room, accelerated aging
- Boiling water, lime and condensed water resistant
- Anti-Graffiti, Anti-Slip, Anti-Microbial, Anti-Scratch
- Super durable (UV resistant)
- TGIC free (non-toxic)

#### Hardware

Provided Hardware is Marine grade 316 Stainless steel.

#### Anti Seize Screw Holes

Tapped holes are infused with a special anti seize compound designed to prevent seizure of threaded connections, due to electrolysis from heat, corrosive atmospheres and moisture.

#### Crystal Clear Low Iron Glass Lens

Provided with tempered, impact resistant crystal clear low iron glass ensuring no green glass tinge.

#### Optics & LED

Precise optic design provides exceptional light control and precise distribution of light. LED CRI > 80

#### Lumen - Maintenance Life

L80 /B10 at 50,000 hours (This means that at least 90% of the LED still achieve 80% of their original flux)

Clean, beautiful, surface wall fixtures with class leading performance. Minimalist form, yet the most powerful and flexible lighting tool of its type, offering packages up to 4000 lumens and microVos technology.

A range of small, square and rectangular, ADA compliant wall mounted luminaires with options of upward or downward light distributions. Ideally suited to illuminate the wall and surfaces in front of wall and for light accents on vertical surfaces using high efficiency LED's. The Leeds is suitable for indoor and outdoor applications and provides a clean, visually appealing solution for small, unobtrusive wall mounted luminaires.


This luminaire is available in 3 different sizes and in combinations of down, up or up/down light distributions.

This fixture utilizes microVos technology, meaning the ability to do Type I,II,III,IV & V distributions as well as hybrid distributions to suit the designer's requirements.

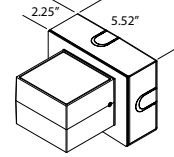
Using the microVos optics allows for very wide spacing to mounting height ratios, while still providing perfect uniformity and code compliant light levels.

The Leeds has been IDA Dark Sky certified for cct's of 3000K or lower.

### Additional Options (Consult Factory For Pricing)



SCBT  
Surface Conduit Box Trim

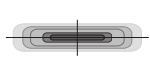


4MP  
4" Octagonal J-Box  
Mounting Plate

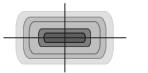
NOTE: This trim covers a shallow single gang, surface mount junction box [Provided by contractor]  
 Example: Hubbell - 5322-0 - 1-Gang Weatherproof Box, Five 1/2" in. Threaded Outlets - or - 5332-0 - 1-Gang Weatherproof Box, Five 3/4 in. Threaded Outlets



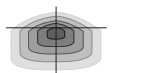
Ligman's micro Variable Optical System provides the ability to interchange, mix & rotate optics to provide specific light distributions for optimized spacing and uniformity.



Type I



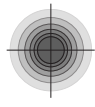
Type II



Type III



Type IV



Type V

# ULEE-30031

Leeds 1 Small Surface Up/Downlight



|                |  |             |  |
|----------------|--|-------------|--|
| <b>PROJECT</b> |  | <b>DATE</b> |  |
|----------------|--|-------------|--|

|                 |  |             |  |             |  |
|-----------------|--|-------------|--|-------------|--|
| <b>QUANTITY</b> |  | <b>TYPE</b> |  | <b>NOTE</b> |  |
|-----------------|--|-------------|--|-------------|--|

## ORDERING EXAMPLE || ULEE - 30031 - 2x5.5w - T2 - T3 - W30 - 02 - 120/277v - Options

|                            |  |  |  |   |                              |  |
|----------------------------|--|--|--|---|------------------------------|--|
| <b>ULEE-30031</b>          |  |  |  |   |                              |  |
| <b>LAMP</b>                | <b>BEAM UP</b>   | <b>BEAM DOWN</b>   | <b>LED COLOR</b>   | <b>FINISH COLOR</b>   | <b>VOLTAGE</b>               |  |
| 2x5.5w LED<br>2x570 Lumens | T1 - Type I Distribution<br>T2 - Type II Distribution<br>T3 - Type III Distribution<br>T4 - Type IV Distribution<br>M - Medium 30"<br>W - Wide 56"<br>EW - Extra Wide 99"x102" | T1 - Type I Distribution<br>T2 - Type II Distribution<br>T3 - Type III Distribution<br>T4 - Type IV Distribution<br>M - Medium 30"<br>W - Wide 56"<br>EW - Extra Wide 99"x102" | W27 - 2700K<br>W30 - 3000K<br>W35 - 3500K<br>W40 - 4000K | 01 - BLACK RAL 9011<br>02 - DARK GREY RAL 7043<br>03 - WHITE RAL 9003<br>04 - METALLIC SILVER RAL 9006<br>05 - MATTE SILVER RAL 9006<br>06 - LIGMAN BRONZE<br>07 - CUSTOM RAL | 120v/277v<br>Other - Specify |  |

| INSPIRED BY NATURE FINISHES |  |
|-----------------------------|--|
| SW01 - OAK FINISH           |  |
| SW02 - WALNUT FINISH        |  |
| SW03 - PINE FINISH          |  |
| DF - DOUGLAS FIR FINISH     |  |
| CW - CHERRY WOOD FINISH     |  |
| NW - NATIONAL WALNUT FINISH |  |
| SU01 - CONCRETE FINISH      |  |
| SU02 - SOFTSCAPE FINISH     |  |
| SU03 - STONE FINISH         |  |
| SU04 - CORTEN FINISH        |  |

THERE IS AN ADDITIONAL COST FOR THESE FINISHES

|  |  |  |
|--|--|--|
|  |  |  |
|--|--|--|

### ADDITIONAL OPTIONS

- NAT - Natatorium Rated
- SCBT - Surface Conduit Box Trim
- F - Frosted Lens
- 4MP - 4" Octagonal J-Box Mounting Plate
- AMB - Turtle Friendly Amber LED

## More Custom Finishes Available Upon Request

Consult factory for pricing and lead times

|        |          |        |            |
|--------|----------|--------|------------|
|        |          |        |            |
| Oak    | Cherry   | Beech  | Carbon     |
|        |          |        |            |
| Walnut | Chestnut | Bamboo | Galvanized |
|        |          |        |            |
| Pine   | Mahogany | Birch  | Steel      |



# Leeds Product Family



Leeds 1 - Up/Down

• ULEE-30031-2x5.5w-2x570lm



Leeds 2 - Down

• ULEE-30001-5.5w-570lm



Leeds 3 - Up/Down

• ULEE-30041-2x14w-2x1660lm



Leeds 4 - Down

• ULEE-30011-14w-1660lm



Leeds 5 - Up/Down

• ULD-30051-2x20w-2x2422lm



Leeds 6 - Down

• ULEE-30021-20w-2422lm