

# UAB-30003

## Abacus 3 Large

### Surface-mounted slim integral-driver wall luminaires. Beautiful and contemporary surface wall fixtures suitable for any location.

A range of shallow ADA compliant square, rectangular and circular wall mounted luminaires providing downward Dark Sky compliant light distributions. Ideally suited to illuminate the wall and surfaces in front of the wall, as well as light accents on vertical surfaces using high efficiency LEDs.

The Abacus is suitable for indoor and outdoor applications and provides a clean, visually appealing solution for small, unobtrusive wall mounted luminaires. This surface mounted luminaire is available in 3 different shapes, as well as bollard combinations.

The surface mounted Abacus is manufactured to cover a 3" junction box and is provided with the necessary fixing plates to simplify installation.


This product is provided with integral driver and special gasketing to ensure no water enters the luminaire.

A specially designed cover plate can be provided to cover existing redundant step light installations that are no longer suitable, please contact factory for drawings and more information.

All Ligman fixtures can be manufactured using a special pre-treatment and coating process that ensures the fixture can be installed in natatoriums as well as environments with high concentrations of chlorine or salt and still maintain the 5 year warranty. For this natatorium rated process please specify NAT in options.

To meet International Dark Sky criteria, 3000k or warmer LEDs must be selected and luminaire fix mounted (+/- 15" allowable to permit leveling).

### Additional Options (Consult Factory For Pricing)



**SCDT**  
Surface Conduit Decorative Trim

NOTE: This decorative trim does not function as a junction box. Wire connections should be made inside the luminaire



### Construction

#### Aluminum

Less than 0.1% copper content - Marine Grade 6060 extruded & LM6 Aluminum High Pressure die casting provides excellent mechanical strength, clean detailed product lines and excellent heat dissipation.

#### Pre-paint

8 step degrease and phosphate process that includes deoxidizing and etching as well as a zinc and nickel phosphate process before product painting.

#### Memory Retentive -Silicon Gasket

Provided with special injection molded "fit for purpose" long life high temperature memory retentive silicon gaskets. Maintains the gaskets exact profile and seal over years of use and compression.

#### Thermal management

LM6 Aluminum is used for its excellent mechanical strength and thermal dissipation properties in low and high ambient temperatures. The superior thermal heat sink design by Ligman used in conjunction with the driver, controls thermals below critical temperature range to ensure maximum luminous flux output, as well as providing long LED service life and ensuring less than 10% lumen depreciation at 50,000 hours.

#### Surge Suppression

Standard 10kv surge suppressor provided with all fixtures.

#### BUG Rating

B1 - U2 - G1

#### Finishing

All Ligman products go through an extensive finishing process that includes fettling to improve paint adherence.

#### Paint

UV Stabilized 4.9Mil thick powder coat paint and baked at 200 Deg C. This process ensures that Ligman products can withstand harsh environments. Rated for use in natatoriums.

#### Inspired by Nature Finishes

The Inspired by nature Finishing is a unique system of decorative powder coating. Our metal decoration process can easily transform the appearance of metal or aluminum product into a wood grain finish.

This patented technology enables the simulation of wood grain, and even marble or granite finish through the use of decorative powder coating.

The wood grain finish is so realistic that it's almost undistinguishable from real wood, even from a close visual inspection. The system of coating permeates the entire thickness of the coat and as a result, the coating cannot be removed by normal rubbing, chipping, or scratching.

#### The Coating Process

After pre-treatment the prepared parts are powder coated with a specially formulated polyurethane powder. This powder provides protection against wear, abrasion, impact and corrosion and acts as the relief base color for the finalized metal decoration.

The component is then wrapped with a sheet of non-porous film with the selected decoration pattern printed on it using special high temperature inks.

This printed film transfer is vacuum-sealed to the surface for a complete thermo print and then transferred into a customized oven. The oven transforms the ink into different forms within the paint layer before it becomes solid. Finally, the film is removed, and a vivid timber look on aluminum remains.

Wood grain coating can create beautiful wood-looking products of any sort. There are over 300 combinations of designs currently in use. Wood grains can be made with different colors, designs, etc.

Our powder coatings are certified for indoor and outdoor applications and are backed by a comprehensive warranty. These coatings rise to the highest conceivable standard of performance excellence and design innovation.

#### Added Benefits

- Resistance to salt-acid room, accelerated aging
- Boiling water, lime and condensed water resistant
- Anti-Graffiti, Anti-Slip, Anti-Microbial, Anti-Scratch
- Super durable (UV resistant)
- TGIC free (non-toxic)

#### Hardware

Provided Hardware is Marine grade 316 Stainless steel.

#### Anti-Seize Screw Holes

Tapped holes are infused with a special anti-seize compound designed to prevent seizure of threaded connections, due to electrolysis from heat, corrosive atmospheres and moisture.

#### Crystal Clear Low Iron Glass Lens


Provided with tempered, impact resistant crystal clear low iron glass ensuring no green glass tinge.

#### Optics & LED

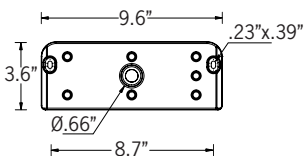
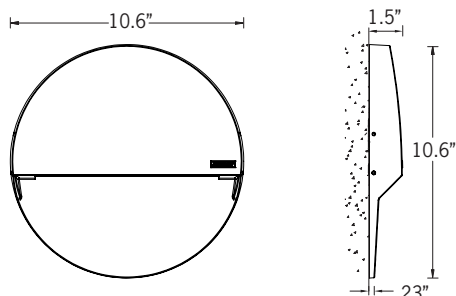
Precise optic design provides exceptional light control and precise distribution of light. LED CRI > 80

#### Lumen - Maintenance Life

L80 /B10 at 50,000 hours (This means that at least 90% of the LED still achieve 80% of their original flux)



11w LED 783 Lumens  
IP65 • Suitable For Wet Locations  
IK09 • Impact Resistant (Vandal Resistant)  
Weight 3.2 lbs



Mounting Detail

# UAB-30003

Abacus 3 Large

<b>PROJECT</b>		<b>DATE</b>	
----------------	--	-------------	--

<b>QUANTITY</b>		<b>TYPE</b>		<b>NOTE</b>	
-----------------	--	-------------	--	-------------	--

ORDERING EXAMPLE || UAB - 30003 - 11w - W30 - 02 - 120/277v - Options

<b>UAB-30003</b>				
<b>LAMP</b>	<b>LED COLOR</b>	<b>FINISH COLOR</b>	<b>VOLTAGE</b>	
11w LED 783 Lumens	W27 - 2700K W30 - 3000K W35 - 3500K W40 - 4000K	01 - BLACK RAL 9011 02 - DARK GREY RAL 7043 03 - WHITE RAL 9003 04 - METALLIC SILVER RAL 9006 05 - MATTE SILVER RAL 9006 06 - LIGMAN BRONZE 07 - CUSTOM RAL	120/277v Other - Specify	
<b>INSPIRED BY NATURE FINISHES</b>			THERE IS AN ADDITIONAL COST FOR THESE FINISHES	
SW01 - OAK FINISH				
SW02 - WALNUT FINISH				
SW03 - PINE FINISH				
DF - DOUGLAS FIR FINISH				
CW - CHERRY WOOD FINISH				
NW - NATIONAL WALNUT FINISH				
SU01 - CONCRETE FINISH				
SU02 - SOFTSCAPE FINISH				
SU03 - STONE FINISH				
SU04 - CORTEN FINISH				

--	--	--

## ADDITIONAL OPTIONS

- NAT - Natatorium Rated
- SCDT - Surface Conduit Decorative Trim
- DIM - 0-10v Dimming
- FNF - Front Face Nature Finish

### More Custom Finishes Available Upon Request

Consult factory for pricing and lead times



# Abacus Product Family



Abacus 1

• UAB-30001-11w-7831m



Abacus 2

• UAB-30002-11w-7831m



Abacus 3

• UAB-30003-11w-7831m



Abacus 4

- UAB-10001-11w-7831m [19.6"]
- UAB-10021-2x11w-2x7831m [19.6"]
- UAB-10011-11w-7831m [39.3"]
- UAB-10031-2x11w-2x7831m [39.3"]



Abacus 5

- UAB-10041-11w-7831m [19.6"]
- UAB-10061-2x11w-2x7831m [19.6"]
- UAB-10051-11w-7831m [39.3"]
- UAB-10071-2x11w-2x7831m [39.3"]



Abacus 6

• UAB-30031-7w-3231m



Abacus 7

• UAB-30041-7w-3231m