



41w COB
1785 Lumens

IP55
Suitable for wet locations

IK04
Impact Resistant [Vandal Resistant]

EPA - 1.84

Weight - 55.5 lbs

POLE NOT INCLUDED

Construction

Aluminum

Less than 0.1% copper content - Marine Grade 6060 extruded & LM6 Aluminum High Pressure die casting provides excellent mechanical strength, clean detailed product lines and excellent heat dissipation.

Pre paint

8 step degrease and phosphate process that includes deoxidizing and etching as well as a zinc and nickel phosphate process before product painting.

Memory Retentive - Silicon Gasket

Provided with special injection molded "fit for purpose" long life high temperature memory retentive silicon gaskets. Maintains the gaskets exact profile and seal over years of use and compression.

Thermal management

LM6 Aluminum is used for its excellent mechanical strength and thermal dissipation properties in low and high ambient temperatures. The superior thermal heat sink design by Ligman used in conjunction with the driver, controls thermals below critical temperature range to ensure maximum luminous flux output, as well as providing long LED service life and ensuring less than 10% lumen depreciation at 50,000 hours.

Surge Suppression

Standard 10kv surge suppressor provided with all fixtures.

BUG Rating

B1 - U3 - G1

Finishing

All Ligman products go through an extensive finishing process that includes fettling to improve paint adherence.

Paint

UV Stabilized 4.9Mil thick powder coat paint and baked at 200 Deg C. This process ensures that Ligman products can withstand harsh environments. Rated for use in natatoriums.

Inspired by Nature Finishes

The Inspired by nature Finishing is a unique system of decorative powder coating. Our metal decoration process can easily transform the appearance of metal or aluminum product into a wood grain finish.

This patented technology enables the simulation of wood grain, and even marble or granite finish through the use of decorative powder coating.

The wood grain finish is so realistic that it's almost undistinguishable from real wood, even from a close visual inspection. The system of coating permeates the entire thickness of the coat and as a result, the coating cannot be removed by normal rubbing, chipping, or scratching.

The Coating Process

After pre-treatment the prepared parts are powder coated with a specially formulated polyurethane powder. This powder provides protection against wear, abrasion, impact and corrosion and acts as the relief base color for the finalized metal decoration.

The component is then wrapped with a sheet of non-porous film with the selected decoration pattern printed on it using special high temperature inks.

This printed film transfer is vacuum-sealed to the surface for a complete thermo print and then transferred into a customized oven. The oven transforms the ink into different forms within the paint layer before it becomes solid. Finally, the film is removed, and a vivid timber look on aluminum remains.

Wood grain coating can create beautiful wood-looking products of any sort. There are over 300 combinations of designs currently in use. Wood grains can be made with different colors, designs, etc.

Our powder coatings are certified for indoor and outdoor applications and are backed by a comprehensive warranty. These coatings rise to the highest conceivable standard of performance excellence and design innovation.

Added Benefits

- Resistance to salt-acid room, accelerated aging
- Boiling water, lime and condensed water resistant
- Anti-Graffiti, Anti-Slip, Anti-Microbial, Anti-Scratch
- Super durable (UV resistant)
- TGIC free (non-toxic)

Hardware

Provided Hardware is Marine grade 316 Stainless steel.

Anti Seize Screw Holes

Tapped holes are infused with a special anti seize compound designed to prevent seizure of threaded connections, due to electrolysis from heat, corrosive atmospheres and moisture.

Opal Borosilicate Glass Lens

Provided with opal borosilicate impact resistant glass.

Optics & LED

Precise optic design provides exceptional light control and precise distribution of light.
LED CRI > 80

Lumen - Maintenance Life

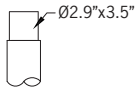
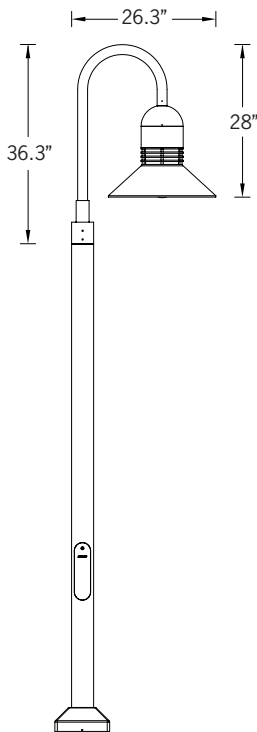
L80 /B10 at 50,000 hours (This means that at least 90% of the LED still achieve 80% of their original flux)

Compact, screened post top fixtures. Residential-scale family providing soft downward and vertical illumination.

A post top luminaire with a small and medium size shade decorative lantern and symmetrical light distribution. Developed to complement the Duomo bollard and Duomo wall light. Designed for lighting car parks, footpaths, pedestrian areas, precincts, parks, gardens and building perimeters.

Color temperature 2700K, 3000K, 3500K and 4000K, LED CRI >80 and life time 50,000 Hours.

This luminaire is provided prewired with power cord to the handhole to simplify installation. Dark Sky compliant options available, contact factory.



Tenon Detail

Additional Options (Consult Factory For Pricing)



A20491
Root Mount Kit



UDU-20226

Duomo Shepherds Crook Post Top

PROJECT		DATE	
----------------	--	-------------	--

QUANTITY		TYPE		NOTE	
-----------------	--	-------------	--	-------------	--

ORDERING EXAMPLE || UDU - 20226 - 41w - 1 - 2 - W30 - 02 - 120/277v - Options

UDU-20226						
LAMP	SHADE	TOP	LED COLOR	FINISH COLOR	VOLTAGE	

41w COB
1785 Lumens

1 - Swept



1 - Dome Top



W27 - 2700K

W30 - 3000K

W35 - 3500K

W40 - 4000K

01 - BLACK RAL 9011

02 - DARK GREY RAL 7043

03 - WHITE RAL 9003

04 - METALLIC SILVER RAL 9006

05 - MATTE SILVER RAL 9006

06 - LIGMAN BRONZE

07 - CUSTOM RAL




120/277v

Other - Specify

INSPIRED BY NATURE FINISHES

- SW01 - OAK FINISH
- SW02 - WALNUT FINISH
- SW03 - PINE FINISH
- DF - DOUGLAS FIR FINISH
- CW - CHERRY WOOD FINISH
- NW - NATIONAL WALNUT FINISH
- SU01 - CONCRETE FINISH
- SU02 - SOFTSCAPE FINISH
- SU03 - STONE FINISH
- SU04 - CORTEN FINISH



THERE IS AN ADDITIONAL COST FOR THESE FINISHES

--	--	--

ADDITIONAL OPTIONS

- DIM - 0-10v Dimming
- NAT - Natatorium Rated
- A20491 - Root Mount Kit

More Custom Finishes Available Upon Request

Consult factory for pricing and lead times

Oak	Cherry	Beech	Carbon
Walnut	Chestnut	Bamboo	Galvanized
Pine	Mahogany	Birch	Steel



Example: Inspired by Nature Finish

Duomo Product Family



Duomo 1

- UDU-10177-41w-742lm [ø6.3" - 29.7"/28.9"]
- UDU-10187-41w-742lm [ø6.3" - 41.7"/41"]
- UDU-70127-41w-742lm [ø6.3" - 19"/18.2"]



Duomo 2

- UDU-10197-41w-673lm [ø7.3" - 31.1"/29.8"]
- UDU-10207-41w-673lm [ø7.3" - 43.1"/41.8"]
- UDU-70137-41w-673lm [ø7.3" - 20.4"/19.1"]



Duomo 3

- UDU-10217 -41w-390lm [ø8.5" - 30.5"/30"]
- UDU-10226-41w-390lm [ø8.5" - 42.5"/42"]
- UDU-70147-41w-390lm [ø8.5" - 19.8"/19.3"]



Duomo 4

- UDU-20106-41w-1785lm



Duomo 5

- UDU-20226-41w-1785lm



Duomo 6

- UDU-30123-20w-1376lm



Duomo 7

- UDU-30136-41w-1785lm



Duomo 8

- UDU-30206-41w-1785lm



Duomo 12

- UDU-95036-41w-1785lm