

UJE-80041

Jet 40 Square Ceiling Downlight



Construction

Aluminum

Less than 0.1% copper content - Marine Grade 6060 extruded & LM6 Aluminum High Pressure die casting provides excellent mechanical strength, clean detailed product lines and excellent heat dissipation.

Pre paint

8 step degrease and phosphate process that includes deoxidizing and etching as well as a zinc and nickel phosphate process before product painting.

Memory Retentive -Silicon Gasket

Provided with special injection molded "fit for purpose" long life high temperature memory retentive silicon gaskets. Maintains the gaskets exact profile and seal over years of use and compression.

Thermal management

LM6 Aluminum is used for its excellent mechanical strength and thermal dissipation properties in low and high ambient temperatures. The superior thermal heat sink design by Ligman used in conjunction with the driver, controls thermals below critical temperature range to ensure maximum luminous flux output, as well as providing long LED service life and ensuring less than 10% lumen depreciation at 50,000 hours.

Surge Suppression

Standard 10kv surge suppressor provided with all fixtures.

BUG Rating

B3 - U0 - G0

Finishing

All Ligman products go through an extensive finishing process that includes fettling to improve paint adherence.

Paint

UV Stabilized 4.9Mil thick powder coat paint and baked at 200 Deg C. This process ensures that Ligman products can withstand harsh environments. Rated for use in natatoriums.

Inspired by Nature Finishes

The Inspired by nature Finishing is a unique system of decorative powder coating. Our metal decoration process can easily transform the appearance of metal or aluminum product into a wood grain finish.

This patented technology enables the simulation of wood grain, and even marble or granite finish through the use of decorative powder coating.

The wood grain finish is so realistic that it's almost undistinguishable from real wood, even from a close visual inspection. The system of coating permeates the entire thickness of the coat and as a result, the coating cannot be removed by normal rubbing, chipping, or scratching.

The Coating Process

After pre-treatment the prepared parts are powder coated with a specially formulated polyurethane powder. This powder provides protection against wear, abrasion, impact and corrosion and acts as the relief base color for the finalized metal decoration.

The component is then wrapped with a sheet of non-porous film with the selected decoration pattern printed on it using special high temperature inks.

This printed film transfer is vacuum-sealed to the surface for a complete thermo print and then transferred into a customized oven. The oven transforms the ink into different forms within the paint layer before it becomes solid. Finally, the film is removed, and a vivid timber look on aluminum remains.

Wood grain coating can create beautiful wood-looking products of any sort. There are over 300 combinations of designs currently in use. Wood grains can be made with different colors, designs, etc.

Our powder coatings are certified for indoor and outdoor applications and are backed by a comprehensive warranty. These coatings rise to the highest conceivable standard of performance excellence and design innovation.

Added Benefits

- Resistance to salt-acid room, accelerated aging
- Boiling water, lime and condensed water resistant
- Anti-Graffiti, Anti-Slip, Anti-Microbial, Anti-Scratch
- Super durable (UV resistant)
- TGIC free (non-toxic)

Hardware

Provided Hardware is Marine grade 316 Stainless steel.

Anti Seize Screw Holes

Tapped holes are infused with a special anti seize compound designed to prevent seizure of threaded connections, due to electrolysis from heat, corrosive atmospheres and moisture.

Crystal Clear Low Iron Glass Lens

Provided with tempered, impact resistant crystal clear low iron glass ensuring no green glass tinge.

Optics & LED

Precise optic design provides exceptional light control and precise distribution of light. LED CRI > 80

Lumen - Maintenance Life

L80 /B10 at 50,000 hours (This means that at least 90% of the LED still achieve 80% of their original flux)

Cylindrical or rectangular form surface ceiling-mounted downlight. High performance, high output and numerous options ensure Jet can be configured for any application.

A range of square and cylindrical shaped surface exterior downlight luminaires utilizing various LEDs and specialized optics providing beam distributions for downward lighting requirements. The luminaires are designed for all areas of interior and exterior lighting. Low copper content die-cast aluminum housing and aluminum frame with integral anti-glare baffles.

A matching SCDT surface conduit decorative trim option can be provided as an option for an attractive solution to surface conduit power supply. NOTE: This fixture is not suitable for mounting in environments where water can freely access the top of the fixture. (perforated mesh exposed to the elements) See Odessa ceiling mount for this type of mounting.

To meet International Dark Sky criteria, 3000k or warmer LEDs must be selected.

Not suitable for open trellis/ceiling applications.

Recommended: Odessa ceiling mount for open trellis mount applications. See Below



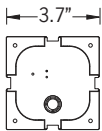
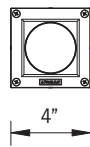
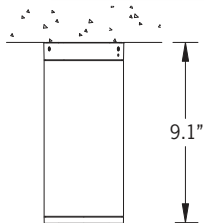
Additional Options (Consult Factory For Pricing)



SCDT Surface Conduit Decorative Trim

NOTE: This decorative trim does not function as a junction box. Wire connections should be made inside the luminaire

14w COB 1618 Lumens
IP65 • Suitable For Wet Locations
IK08 • Impact Resistant (Vandal Resistant)
Weight 4.4 lbs



UJE-80041

Jet 40 Square Ceiling Downlight

PROJECT				DATE	
QUANTITY		TYPE		NOTE	

ORDERING EXAMPLE || UJE - 80041 - 14w - M - W30 - 02 - 120/277v - Options

UJE-80041					
LAMP	BEAM	LED COLOR	FINISH COLOR	VOLTAGE	
14w COB 1618 Lumens	N - Narrow 20° M - Medium 24° W - Wide 36° VW - Very Wide 71°	W27 - 2700K W30 - 3000K W35 - 3500K W40 - 4000K	01 - BLACK RAL 9011 02 - DARK GREY RAL 7043 03 - WHITE RAL 9003 04 - METALLIC SILVER RAL 9006 05 - MATTE SILVER RAL 9006 06 - LIGMAN BRONZE 07 - CUSTOM RAL	120/277v Other - Specify	
			INSPIRED BY NATURE FINISHES SW01 - OAK FINISH SW02 - WALNUT FINISH SW03 - PINE FINISH DF - DOUGLAS FIR FINISH CW - CHERRY WOOD FINISH NW - NATIONAL WALNUT FINISH SU01 - CONCRETE FINISH SU02 - SOFTSCAPE FINISH SU03 - STONE FINISH SU04 - CORTEN FINISH		
			THERE IS AN ADDITIONAL COST FOR THESE FINISHES		

ADDITIONAL OPTIONS			

- NAT - Natatorium Rated
- SCDT - Surface Conduit Decorative Trim
- DIM - 0-10v Dimming
- F - Frosted Lens

More Custom Finishes Available Upon Request

Consult factory for pricing and lead times



Jet Product Family



Jet 31

• UJE-30351-15w-1618lm [ø4"] - Down



Jet 32

• UJE-30371-15w-1618lm [4"x4"] - Down



Jet 33

• UJE-30391-39w-4094lm [ø6.3"] - Down



Jet 34

• UJE-30411-39w-4094lm [6.3"x6.3"] - Down



Jet 35

• UJE-30341-2x15w-2x1618lm [ø4"] - Up/Down



Jet 36

• UJE-30361-2x15w-2x1618lm [4"x4"] - Up/Down



Jet 37

• UJE-30381-2x39w-2x4094lm [ø6.3"] - Up/Down



Jet 38

• UJE-30401-2x39w-2x4094lm [6.3"x6.3"] - Up/Down



Jet 39

• UJE-80031-14w-1618lm [ø4"]



Jet 40

• UJE-80041-15w-1618lm [4"x4"]



Jet 41

• UJE-80051-39w-4094lm [ø6.3"-11.6"]
• UJE-80052-20w-2284lm [ø6.3"-5.5"]



Jet 42

• UJE-80061-39w-4094lm [6.3"x6.3"-11.6"]
• UJE-80062-20w-2284lm [6.3"x6.3"-5.5"]



Jet 43

• UJE-95081-14w-1618lm [ø4"]



Jet 44

• UJE-95091-14w-1618lm [4"x4"]



Jet 45

• UJE-95111-39w-4094lm [ø6.3"]



Jet 46

• UJE-95121-39w-4094lm [6.3"x6.3"]



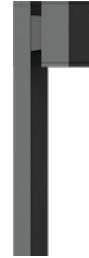
Jet 47

• UJE-10555-15w-1618lm




Jet 48

• UJE-10565-2x15w-2x1618lm



Jet 49

• UJE-20001-35w-4094lm



Jet 50

• UJE-20002-2x35w-2x4094lm



Jet 51

• UJE-10581-2x10w-2x1132lm
• UJE-10582-2x18w-2x2135lm
• UJE-10583-2x15w-2x1191lm



Jet 52

• UJE-30413-33w RGBW-1429lm [6.3"x6.3"] - Down



Jet 53

• UJE-30383-2x33w RGBW-2x1429lm [ø6.3"] - Up/Down



Jet 54

• UJE-30403-2x33w RGBW-2x1429lm [6.3"x6.3"] - Up/Down



Jet 57

• UJE-10571-10w-1132lm
• UJE-10572-18w-2135lm
• UJE-10573-15w-1191lm



Jet 58

• UJE-10581-2x10w-2x1132lm
• UJE-10582-2x18w-2x2135lm
• UJE-10583-2x15w-2x1191lm