

UDU-10207

Duomo 2 Bollard



41w COB 673 Lumens
 IP65 • Suitable For Wet Locations
 IK08 • Impact Resistant (Vandal Resistant)
 Weight 22.7 lbs

Construction

Aluminum
 Less than 0.1% copper content – Marine Grade 6060 extruded & LM6 Aluminum High Pressure die casting provides excellent mechanical strength, clean detailed product lines and excellent heat dissipation.

Pre paint
 8 step degrease and phosphate process that includes deoxidizing and etching as well as a zinc and nickel phosphate process before product painting.

Memory Retentive -Silicon Gasket
 Provided with special injection molded "fit for purpose" long life high temperature memory retentive silicon gaskets. Maintains the gaskets exact profile and seal over years of use and compression.

Thermal management
 LM6 Aluminum is used for its excellent mechanical strength and thermal dissipation properties in low and high ambient temperatures. The superior thermal heat sink design by Ligman used in conjunction with the driver, controls thermals below critical temperature range to ensure maximum luminous flux output, as well as providing long LED service life and ensuring less than 10% lumen depreciation at 50,000 hours.

Surge Suppression
 Standard 10kv surge suppressor provided with all fixtures.

BUG Rating
 B0 - U3 - G1

Finishing
 All Ligman products go through an extensive finishing process that includes fettling to improve paint adherence.

Paint
 UV Stabilized 4.9Mil thick powder coat paint and baked at 200 Deg C. This process ensures that Ligman products can withstand harsh environments. Rated for use in natatoriums.

Inspired by Nature Finishes
 The Inspired by nature Finishing is a unique system of decorative powder coating. Our metal decoration process can easily transform the appearance of metal or aluminum product into a wood grain finish.

This patented technology enables the simulation of wood grain, and even marble or granite finish through the use of decorative powder coating.

The wood grain finish is so realistic that it's almost undistinguishable from real wood, even from a close visual inspection. The system of coating permeates the entire thickness of the coat and as a result, the coating cannot be removed by normal rubbing, chipping, or scratching.

The Coating Process
 After pre-treatment the prepared parts are powder coated with a specially formulated polyurethane powder. This powder provides protection against wear, abrasion, impact and corrosion and acts as the relief base color for the finalized metal decoration.

The component is then wrapped with a sheet of non-porous film with the selected decoration pattern printed on it using special high temperature inks.

This printed film transfer is vacuum-sealed to the surface for a complete thermo print and then transferred into a customized oven. The oven transforms the ink into different forms within the paint layer before it becomes solid. Finally, the film is removed, and a vivid timber look on aluminum remains.

Wood grain coating can create beautiful wood-looking products of any sort. There are over 300 combinations of designs currently in use. Wood grains can be made with different colors, designs, etc.

Our powder coatings are certified for indoor and outdoor applications and are backed by a comprehensive warranty. These coatings rise to the highest conceivable standard of performance excellence and design innovation.

- Added Benefits**
- Resistance to salt-acid room, accelerated aging
 - Boiling water, lime and condensed water resistant
 - Anti-Graffiti, Anti-Slip, Anti-Microbial, Anti-Scratch
 - Super durable (UV resistant)
 - TGIC free (non-toxic)

Hardware
 Provided Hardware is Marine grade 316 Stainless steel.

Anti Seize Screw Holes
 Tapped holes are infused with a special anti seize compound designed to prevent seizure of threaded connections, due to electrolysis from heat, corrosive atmospheres and moisture.

Opal Borosilicate Glass Lens
 Provided with opal borosilicate impact resistant glass.

Optics & LED
 Precise optic design provides exceptional light control and precise distribution of light.
 LED CRI > 80

Lumen - Maintenance Life
 L80 /B10 at 50,000 hours (This means that at least 90% of the LED still achieve 80% of their original flux)

Compact, screened bollard fixtures. Residential-scale, providing soft downward and vertical illumination.

Duomo is a decorative bollard that is suitable for both modern and classic architecture. Ideal for creating visual guidance with exceptional visual comfort. This product was developed to complement the Duomo range of pillar lights, wall sconces and post tops. This sleek shape provides distinctive lighting effects by night and decorative urban effect during the day. Suitable for pedestrian precincts, building surrounds, shopping centers, squares and parks. The luminaire is provided with a opal borosilicate high impact glass lens that providing low glare vertical and horizontal illumination.

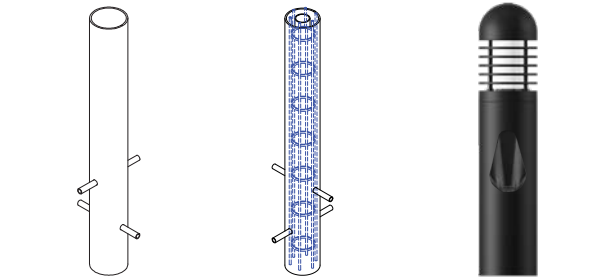
The Duomo Bollard comes standard with a unique waterproof internal driver housing compartment that is situated at the top of the pole to stop water and dust from entering the electrical components. This fixture is supplied completely wired with powercord and waterproof gland from the driver enclosure to the base of the bollard ensuring quick trouble-free installation. Custom bollard heights are available, please specify. Color temperature 2700K, 3000K and 4000K. Custom wattages can be provided to suit customer and Title 24 requirements. (Specify total watts per fixture)

Security Bollard:
 This Bollard is available as a traffic rated security bollard. This optional design includes a 1/4" wall thickness galvanized steel security pole with 2 1" galvanized cross support rods that are embedded into concrete.

The standard security bollard provides restraint of vehicular traffic in unauthorized areas. Impact calculations shows this bollard will stop a 5,500lb/2.75 tons vehicle, travelling at 30mph. For additional strength, the galvanized pole must be filled with concrete up to the waterproof driver housing to provide a solid concrete barrier.

A K4 rated security bollard is also available. This bollard is provided with internal reinforcement and is to be filled with concrete at the job site by others. This bollard will stop a 15,000lb vehicle traveling at 30mph.

Additional Options (Consult Factory For Pricing)



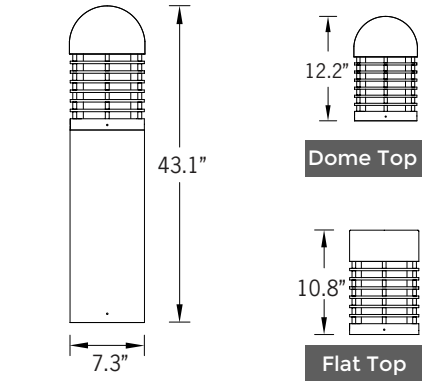
A12891 Security Bollard

SBK4 K4 Rated Security Bollard

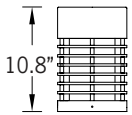
Internal Shaft Light



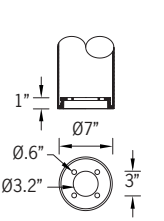
A91591 Lockable In Use GFCI Receptacle Outlet Box



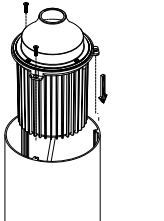
Dome Top



Flat Top



Mounting Detail



IP65 - Internal top access driver housing, prewired with SO cord and waterproof cable gland for easy installation.

UDU-10207

Duomo 2 Bollard

| | | | |
|----------------|--|-------------|--|
| PROJECT | | DATE | |
|----------------|--|-------------|--|

| | | | | | |
|-----------------|--|-------------|--|-------------|--|
| QUANTITY | | TYPE | | NOTE | |
|-----------------|--|-------------|--|-------------|--|

ORDERING EXAMPLE || UDU - 10207 - 41w - 1 - W30 - 02 - 120/277v - Options

| | | | | | |
|------------------|------------|------------------|---------------------|----------------|--|
| UDU-10207 | | | | | |
| LAMP | TOP | LED COLOR | FINISH COLOR | VOLTAGE | |

41w COB
673 Lumens

1 - Dome Top



W27 - 2700K
W30 - 3000K
W35 - 3500K
W40 - 4000K

2 - Flat Top



01 - BLACK RAL 9011
02 - DARK GREY RAL 7043
03 - WHITE RAL 9003
04 - METALLIC SILVER RAL 9006
05 - MATTE SILVER RAL 9006
06 - LIGMAN BRONZE
07 - CUSTOM RAL



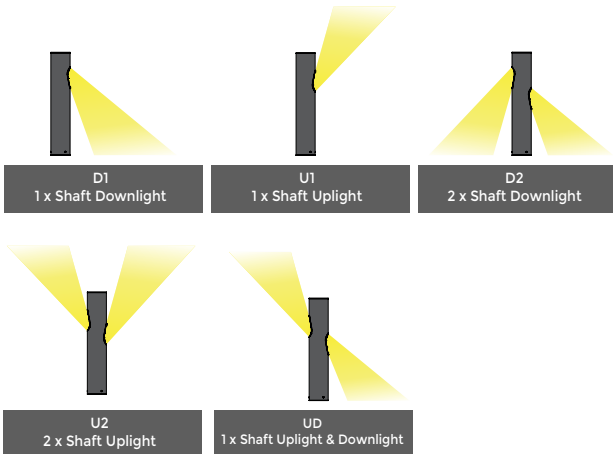
120/277v
Other - Specify

| | | |
|--|--|--|
| | | |
|--|--|--|

ADDITIONAL OPTIONS


- NAT - Natatorium Rated
- DIM - 0-10v Dimming
- HGT - Custom Bollard Height
- A91591 - Lockable In Use GFCI Receptacle Outlet Box

Internal Shaft Light Options



INSPIRED BY NATURE FINISHES

- SW01 - OAK FINISH
- SW02 - WALNUT FINISH
- SW03 - PINE FINISH
- DF - DOUGLAS FIR FINISH
- CW - CHERRY WOOD FINISH
- NW - NATIONAL WALNUT FINISH
- SU01 - CONCRETE FINISH
- SU02 - SOFTSCAPE FINISH
- SU03 - STONE FINISH
- SU04 - CORTEN FINISH



THERE IS AN ADDITIONAL COST FOR THESE FINISHES

More Custom Finishes Available Upon Request

Consult factory for pricing and lead times



Duomo Product Family



Duomo 1

- UDU-10177-41w-742lm [ø6.3" - 29.7"/28.9"]
- UDU-10187-41w-742lm [ø6.3" - 41.7"/41"]
- UDU-70127-41w-742lm [ø6.3" - 19"/18.2"]



Duomo 2

- UDU-10197-41w-673lm [ø7.3" - 31.1"/29.8"]
- UDU-10207-41w-673lm [ø7.3" - 43.1"/41.8"]
- UDU-70137-41w-673lm [ø7.3" - 20.4"/19.1"]



Duomo 3

- UDU-10217 -41w-390lm [ø8.5" - 30.5"/30"]
- UDU-10226-41w-390lm [ø8.5" - 42.5"/42"]
- UDU-70147-41w-390lm [ø8.5" - 19.8"/19.3"]



Duomo 4

- UDU-20106-41w-1785lm



Duomo 5

- UDU-20226-41w-1785lm



Duomo 6

- UDU-30123-20w-1376lm



Duomo 7

- UDU-30136-41w-1785lm



Duomo 8

- UDU-30206-41w-1785lm



Duomo 12

- UDU-95036-41w-1785lm